

Holiday Assignment (2024-25)


NAME: _____

UID: _____


CLASS: Nursery

ROLL NO. _____

Colour it.



Children will plant a sapling during the vacation. They will water it on a regular basis. Then click and paste a picture holding the sapling in the space given below.

A large, empty rectangular box with a thin black border, intended for pasting a picture of a child holding a sapling.

NAME: _____

UID: _____


CLASS: Nursery

ROLL NO. _____

Subject- English

Instructions – Using colourful paper strips children will make different shapes of their choice using the concept of lines and curves on an A4 size sheet.

Note – The following picture is for your reference.



Subject – EVS

Instructions – On an A4 size sheet children will do palm printing to make a family tree as shown below.



Subject – Maths

Instructions – Using bottle cork and oil paint children will make flowers on an A4 size sheet as shown below.



NAME: _____


UID: _____

CLASS: Nursery


ROLL NO. _____

Subject- Hindi

अक्षरों से मिलाएँ और चित्रों में रंग भरें:-



Help the bee find the flower using crayons.



□□□