





Note: Book pages has to be done in book only.

Copy pages to be done in the C.W copy only.

Page No.:  
Date:

youVA

## Concept of One and Many



one  
star  
(Singular)

many  
stars  
(Plural)

When there is only one  
object then we call it singular.

When there are more than one  
object then we call it plural.

Write the plurals :-

Singular

Plural

- |     |          |           |
|-----|----------|-----------|
| 1.  | cap      | caps      |
| 2.  | pen      | pens      |
| 3.  | book     | books     |
| 4.  | girl     | girls     |
| 5.  | apple    | apples    |
| 6.  | elephant | elephants |
| 7.  | bird     | birds     |
| 8.  | shop     | shops     |
| 9.  | bottle   | bottles   |
| 10. | flower   | flowers   |



Learn and write ÷

nail

white

glide

nail

white

glide

nail

white

glide

nail

white

glide

nail

white

glide

spoon

cherry

shadow

spoon

cherry

shadow

spoon

cherry

shadow

spoon

cherry

shadow

spoon

cherry

shadow



# Look and Write

Look at the pictures and write their names in the blanks.



1. This is a bib.



2. This is a fan.




3. This is a bed.



4. This is a tub.



5. This is a van.



6. This is a net.

SKILL FOCUS: • Observation • Identification • Association • Comparison • Vocabulary building



# Look and Write



7. This is a pot.



8. This is a car.



9. This is a bat.



10. This is a bun.



11. This is a jug.



12. This is a mug.



13. This is a ball.



14. This is a hen.

SKILL FOCUS: • Observation • Identification • Association • Comparison • Vocabulary building



# That...

Write the correct word.



1. That is a jug.



2. That is a kite.



3. That is a hut.



4. That is a key.



5. That is a net.



6. That is a lock.



SKILL FOCUS: • Observation • Identification • Association • Comparison • Vocabulary building



# That...



7. That is an ox.



8. That is a cupcake.



9. That is a bus.



10. That is a ball.



11. That is an orange.



SKILL FOCUS: • Observation • Identification • Association • Comparison • Vocabulary building



# This...That...

Write the correct word.




1. This is a

net



2. That is a

mat



3. This is a

cat



4. That is a

fox



5. This is a

bus



6. That is a

fan



SKILL FOCUS: • Observation • Identification • Association • Comparison • Vocabulary building




# This...That...



7. This is a fish.



8. That is an ox.



9. This is a cow.



10. That is a frog.



11. This is an apple.



12. That is a cap.



# Once More



Choose the correct sentence to match the picture and write in the blanks.



This is a bed.

This is a table.

This is an umbrella.

*This is an umbrella.*



This is an ox.

This is a cow.

This is a horse.

*This is a horse.*

That is a train.

That is a car.

That is a bus.



*That is a train.*





# What Is This?

Look at the pictures. Answer the questions.



What is this?

This is a

mug



What is this?

This is a

book



What is this?

This is an

apple



What is this?

This is a

cow



What is this?

This is a

tub



What is this?

This is a

pencil

SKILL FOCUS: • Observation • Identification • Association • Comparison • Vocabulary building

# What Is This?



Look at the pictures and answer the questions.



What is this?

This is a ball.



What is this?

This is a car.



What is this?

This is a dog.



What is this?

This is an apple.

SKILL FOCUS: • Observation • Identification • Association • Comparison • Vocabulary building



## 20. Beginning Blends: gl

Copy these words. Read them aloud.

glad

glad

glass

glass

glue

glue

globe

globe

glove

glove

glide

glide

glow

glow

glasses

glasses

glee

glee





## 22. Beginning Blends: pl

Copy these words. Read them aloud.

please

please

plan

plan

plane

plane

plank

plank

plug

plug

play

play

plum

plum

plus

plus

planet

planet

plate

plate

plant

plant

# 23. Recall



Look at each picture. Circle the correct blend that begins with each picture.




bl  cl pl



cl  fl pl



cl fl  pl



bl cl fl



gl cl fl



bl  cl fl



cl  fl pl



bl cl fl



cl fl  pl

Look at each picture. Fill in the the correct blend that begins with each picture.



b l u e



c l a p



f l y



g l o b e



p l a n e



p l a n t



f l a g



f l u t e




c l a w



p l a t e





Copy these words. Read them aloud.

brain

brain

bread

bread

crab

crab

crane

crane

drop

drop

dress

dress

from

from

fruit

fruit

grand

grand

gram

gram

pram

pram

pray

pray

Circle the correct beginning blend for each picture.



gl  gr fl



cl  cr pl



dr gr cl



gl  pr pl



gr cl  fr



br cr gr



cl  cr gr



pl  br gl

Sub: Hindi

HINDI COPYWORK

LP Page No: \_\_\_\_\_  
Date: / /

आ (A) की मात्रा

का से जा तक

का	खा	गा	घा	ङ
----	----	----	----	---

चा	छा	जा	झा	ञ
----	----	----	----	---

टा	ठा	डा	ढा	णा
----	----	----	----	----

ता	था	दा	धा	ना
----	----	----	----	----

पा	फा	बा	भा	मा
----	----	----	----	----



या	रा	ला	वा	
----	----	----	----	--

शा	षा	सा	हा	
----	----	----	----	--

क्षा	त्रा	ज्ञा		
------	------	------	--	--

अक्षर जोड़कर शब्द लिखें:-

क.) मा + मा = मामा

ख.) बा + द + ल = बादल

ग.) च + र + खा = चरखा

घ.) त + ब + ला = तबला

ङ.) ज + हा + ज = जहाज


चित्र देखकर नाम लिखें :-



- छाता



- माला



- गमला



- टमाटर



हर शब्द दो बार लिखें :-

13.	झटपट	झटपट	झटपट
14.	उलझन	उलझन	उलझन
15.	परवल	परवल	परवल
16.	मामा	मामा	मामा
17.	राजा	राजा	राजा
18.	मकान	मकान	मकान

35/1/25 -

इ (ी) की मात्रा

कि से ज़ि तक

कि	खि	गि	घि	ङि
चि	छि	जि	झि	ञि
टि	ठि	डि	ढि	णि
ति	थि	दि	धि	नि
पि	फि	बि	भि	मि

यि	रि	लि	वि
शि	षि	सि	हि
क्षि	त्रि	ञि	



अक्षर जोड़कर शब्द लिखें :-

1. कि + सा + न = किसान
2. त + कि + या = तकिया
3. टि + क + ट = टिकट
4. मि + ल = मिल
5. कि + ला = किला

## वाक्य बनाएँ :-

1. सितार - सितार बजा ।
2. किताब - अमित किताब पढ़ ।
3. गिटार - अमन गिटार लाया ।
4. हिरण - हिरण मत पकड़ ।

पुस्तक:- मेरी दूसरी पुस्तक  
शब्द लेखन

यश उस हल पर मत चढ़।





जय चल घर तक चल।

जय चल घर तक चल।

जय चल घर तक चल।

जय चल घर तक चल।

जय चल घर तक चल।

जय चल घर तक चल।

जय चल घर तक चल।

जय चल घर तक चल।







जय लड़ मत टब भरा।

जय लड़ मत टब भरा।

जय लड़ मत टब भरा।

जय लड़ मत टब भरा।

जय लड़ मत टब भरा।

जय लड़ मत टब भरा।

जय लड़ मत टब भरा।





जय लड़ गत टब भरा





जल पर जग भर कर रखा।

जल पर जग भर कर रखा।

जल पर जग भर कर रखा।

जल पर जग भर कर रखा।

जल पर जग भर कर रखा।

जल पर जग भर कर रखा।

जल पर जग भर कर रखा।



जल पर जग भर कर रखा।

✳





## तीन अक्षरों वाले शब्दों का अभ्यास



पवन

भवन

मटर

कमल

पवन

भवन

मटर

कमल

पवन

भवन

मटर

कमल

पवन

भवन

मटर

कमल

पवन

भवन

मटर

कमल

पवन

भवन

मटर

कमल

पवन

भवन

मटर

कमल

पवन

शवन

गटर

कमल







नमक

बतख

पलक

मगर

नमक

बतख

पलक

मगर

नमक

बतख

पलक

मगर

नमक

बतख

पलक

मगर

नमक

बतख

पलक

मगर

नमक

बतख

पलक

मगर

नमक

बतख

पलक


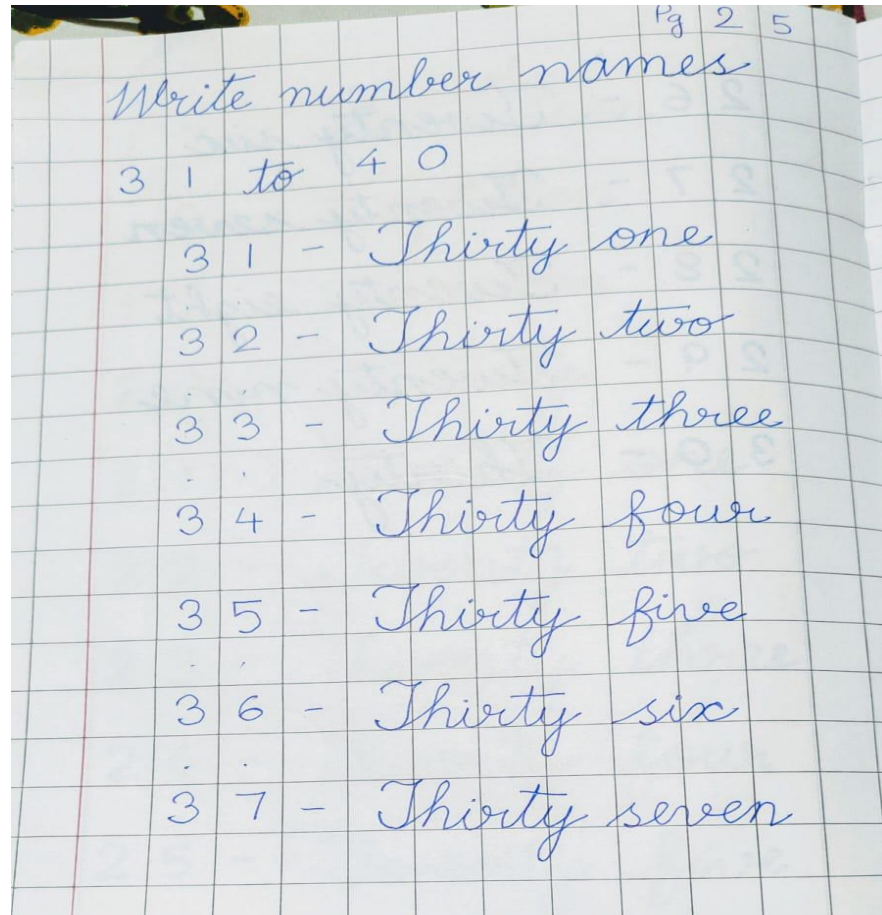
मगर



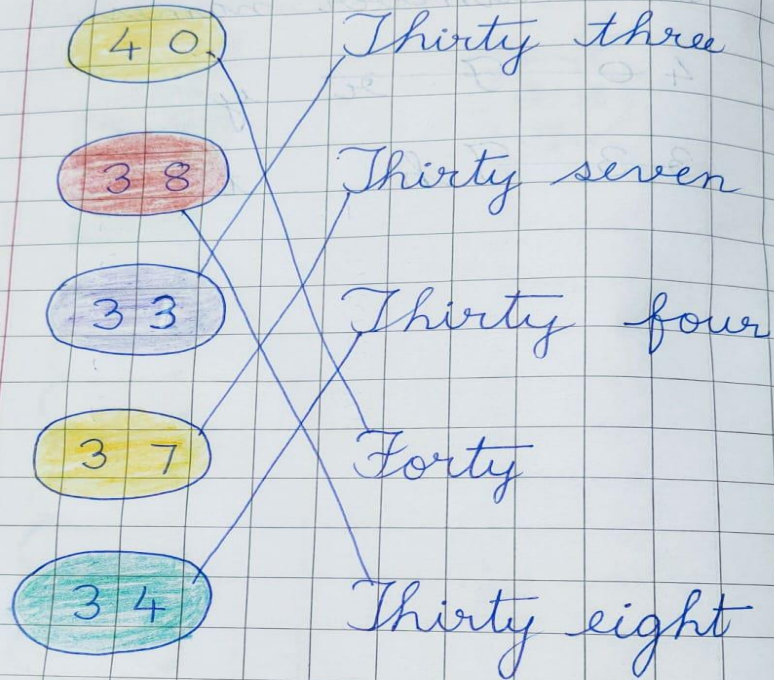


# MATHS

NOTE: BOOK PAGE HAS TO BE DONE IN BOOK ONLY, COPY PAGES TO BE DONE IN THE C.W COPY ONLY.



Match the number name with the numeral.



## Backward counting

Write counting backward

100 to 51.

H	T	O	T	O	T	O
1	0	0	9	0	8	0
	9	9	8	9	7	9
	9	8	8	8	7	8
	9	7	8	7	7	7
	9	6	8	6	7	6
	9	5	8	5	7	5
	9	4	8	4	7	4
	9	3	8	3	7	3
	9	2	8	2	7	2
	9	1	8	1	7	1

Pg 29

T	0	T	0
7	0	6	0
6	9	5	9
6	8	5	8
6	7	5	7
6	6	5	6
6	5	5	5
6	4	5	4
6	3	5	3
6	2	5	2
6	1	5	1

Pg 30

Fill in the missing numerals.


79	95	80
78	94	79
77	93	78
76	92	77
75	91	76
74	90	75
73	89	74
72	88	73
71	87	72
70	86	71



# Once More



Begin from 10 and join the numerals. Colour the picture.



L FOCUS: • Observation • Identification • Association

EVS:

Copy pages should be done in the class work copy and book pages should be done in the book only.

## parts of a Plant

Label the parts of a plant.



flower

leaf

stem

root

root flower leaf stem

SKILL FOCUS: • Observation • Recognition • Classification • Fine motor skills

87



# Plant World

Match the leaf with the fruit.



SKILL FOCUS: • Observation • Identification • Classification • Logical thinking • Matching





# Fun Time

Match the leaf with its shadow.

SKILL FOCUS: • Observation • Identification • Classification • Problem-solving

## Parts of a plant

Q.1. Write the name of different parts of a plant.

Ans. 1. root

4. leaf

2. stem

5. flower

3. branch

6. fruit

Q.2. Name few things we get from plants and trees.

Ans. 1. wood

4. cotton

2. fruits

5. oil

3. vegetables

6. paper

Q.3. Fill in the blanks :

1. Seed grows into a new plant.

(Seed / Leaf)

2. Stem helps plant to stand upright.

(Flower / Stem)

3. Leaves prepare food for the plant.

(food / root)

4. Roots grow down into the soil.

(Stem / Roots)

5. Big and strong plants are called

trees. (trees / wood)



Q.4. Which part of a plant am I?

1. I grow below the soil.

ans. root

2. I am green in colour.

ans. leaf

3. I have seeds inside me.

ans. fruit

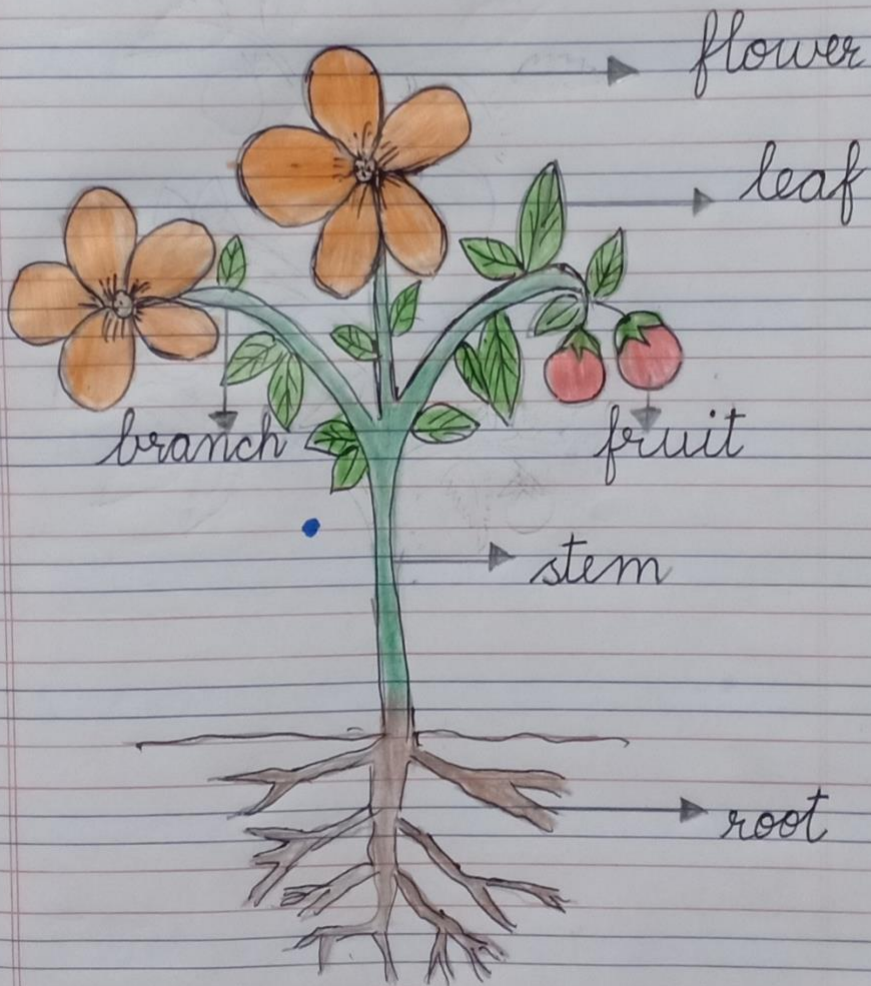
4. I am colourful and have sweet smell.

ans. flower

5. I support the plant to stand.

ans. stem


Q. 5. Draw, colour and label the parts of a plant.



# 6. Crossword



				S
F	R	U	I	T
L				E
O				M
W				



L	E	A	F
---	---	---	---

R	O	O	T
---	---	---	---





7. Spellings - Learn and write

mango      brinjal      leaf

mango      brinjal      leaf

mango      brinjal      leaf

mango      brinjal      leaf

mango      brinjal      leaf

flower      stem      fruit

flower      stem      fruit

flower      stem      fruit

flower      stem      fruit

flower      stem      fruit






# Magic Wheel



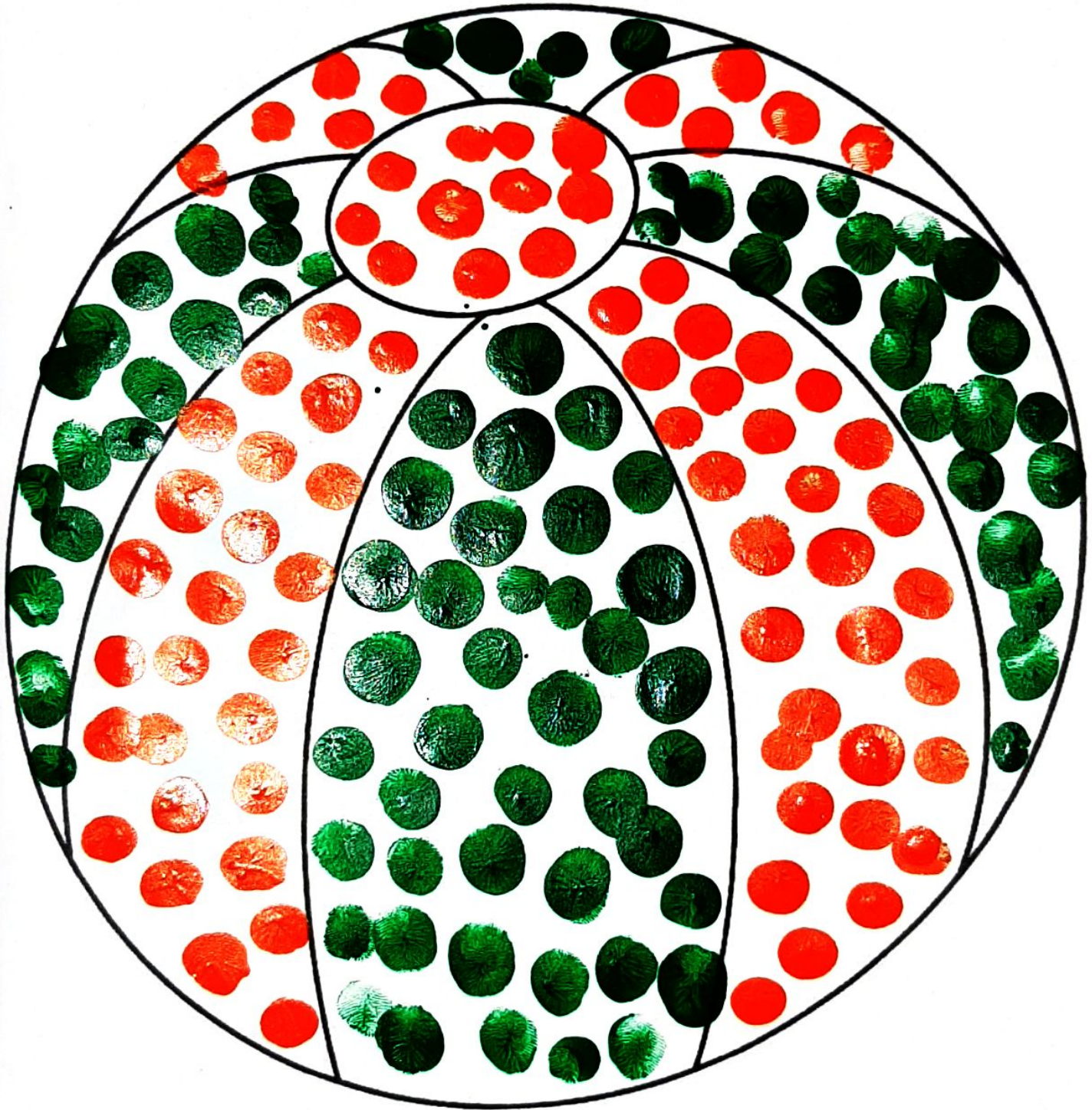
Carefully cut out the circle. Paste it on a circular card paper. Colour the circle using the colours of the rainbow. Insert a stick in the middle. Spin the wheel. Can you see the colours now?





# Finger Painting

ip your index finger in poster colour and print on the ball.







# Tree Collage

Paste small pieces of coloured tissue papers to make a tree collage.

