

**CLASS- 1**

---

**INSTRUCTION:**

**DO THE WORK NEATLY IN COPY AND BOOKS AS PER THE INSTRUCTIONS GIVEN ACCORDING TO THE SUBJECTS.**

**1. Cursive Writing**

Do page no: 20 to 25

**2. Aadhar (Hindi Writing Book)**

Do page no: 17 to 19

**3. Mental Maths**

Do page no : 53 to 57

**4. Worksheets Book**


Do page no : 22 to 26(Maths)

# 6

## This and That

We use *this* to talk about a person, place, animal, bird or thing that is near us.

We use *that* to talk about a person, place, animal, bird or thing that is far from us.



This is a house.



That is an owl.



This is my doll.



That is the bus.

**A** Look at these pictures. Complete these sentences with This or That.



1. .... This ..... is a green car.



2. .... That ..... is a bicycle.



3. .... This ..... is a crow.



4. .... That ..... is a parrot.



5. .... That ..... is my mother.



6. .... This ..... is my sister.

**B** Look at these pictures. Circle the correct words to complete these sentences.

1. This/ That is the moon.





2. **This/That** is a beautiful flower.

3. **This/That** is my kitten.



4. **This/That** is a hill.

5. **This/That** is my room.



6. **This/That** is my school.

7. **This/That** is a yellow car.




8. **This/That** is a mango tree.

Look at these pictures. Tick (✓) the correct sentences.

1. This is my Aunt Agatha.

That is my Aunt Agatha.

2. This is a blue butterfly.

That is a blue butterfly.


3. This is my doll.

That is my doll.


4. This is a snake.

That is a snake.


5. This is a train.

That is a train.


6. This is a bicycle.

That is a bicycle.


① Look at these pictures and complete these sentences with This is or That is.

1. .... This is ..... my best friend.



2. .... That is ..... a blue kite.

3. .... That is ..... a squirrel  
in the tree.



4. .... This is ..... my favourite  
story-book.

5. .... This is ..... my red cap.



6. .... That is ..... the market.

7. .... This is ..... a merry-go-round.





8. *That is* a spider.

**E** Look at these pictures and complete this story with *this* or *that*.

Anil: Come, <sup>1</sup> *this* is our bus.



Ravi: No, Anil, our bus is L14.

<sup>2</sup> *This* is J14.

Look, <sup>3</sup> *that* is Golu over there.



Anil: No, <sup>4</sup> *that* is my brother, Raju.



Raju: Anil, <sup>5</sup> *this* is your lunch-box.



Anil: No, <sup>6</sup> *this* is my lunch-box.

Ravi: I do not have a lunch-box. Will you give it to me?

Raju: Yes, sure.

Anil: <sup>7</sup> *That* is our bus. Let us go.



# Eng-2

Book Name: Pearls (Semester-1) (Main Book)

(Note: Do this in English-2 copy)

Class work

Page No. \_\_\_\_\_  
Date \_\_\_\_/\_\_\_\_/\_\_\_\_

L-6 Gopa's Chair

Ⓐ Hard words -

1. stairs	4. garden
2. flank	5. wheel chair
3. verandah	6. special

Ⓑ Unscramble the words -

1. TEPSS - steps
2. EELWSH - wheels
3. AHIRC - chair
4. LANKP - flank

CS Scanned with CamScanner

Teacher's Signature \_\_\_\_\_



Q Answer them -

Q1 What did Gopa have?

Ans Gopa had a wheelchair.

Q2 Who was Gopa's friend?

Ans Sheela was Gopa's friend.

Q3 Where did Gopa want to go?

Ans Gopa wanted to go to the garden.

Q4 What did sheela bring  
one day?

Ans One day sheela brought a  
large wooden plank.



Do the exercises in Book itself

Page 52 & 53

2. She could go into the kitchen (kitchen/shop).
3. Sheela was Gopa's friend (sister/friend).
4. Gopa and Sheela played inside the house (shelf/house).
5. Gopa's chair could not go down the steps (steps/grass).

**B. Complete these sentences about the story.**

1. Gopa had a wheel chair.
2. Gopa could go to the kitchen and veranda.
3. Gopa could not go into the garden.
4. One day, Sheela got a large wooden plank.

**Play with WORDS**

**C. Name these rooms.**

1. a room to sleep Bedroom
2. a room to eat Dining Room
3. a room to sit together Living room
4. a room to bathe Bath room
5. Which other rooms can you have in a house?  
Write them here. store room, kitchen



**D. Make two words from these words.**

- |               |               |               |
|---------------|---------------|---------------|
| 1. wheelchair | <u>wheel</u>  | <u>chair</u>  |
| 2. raincoat   | <u>rain</u>   | <u>coat</u>   |
| 3. cupboard   | <u>cup</u>    | <u>board</u>  |
| 4. bedroom    | <u>bed</u>    | <u>room</u>   |
| 5. butterfly  | <u>butter</u> | <u>fly</u>    |
| 6. playground | <u>play</u>   | <u>ground</u> |

**SPELL IT RIGHT!**

E. Look at the pictures.  
Circle the correct spelling.



1. chain / chin



2. chick / chalk



Scanned with  
CamScanner



3. cheer / chair



4. chick / check

(Write in Hindi - 1 copy)

कक्षा - कार्य

पाठ - 7, एक और अनेक (वचन)

1) इन शब्दों के वचन बदलें :-

एकवचन

बहुवचन

1. पतंग - पतंगों

2. झंडा - झंडों

3. चिड़िया - चिड़ियाँ

4. गुब्बारा - गुब्बारे

(1)

5. कैला - कैलै

6. सड़क - सड़कें

7. तितली - तितलियाँ

8. माला - मालाएँ

9. बच्चा - बच्चे

10. बिल्ली - बिल्लियाँ

कक्षा - कार्य

पाठ - ॥, गिनती

१ से १० तक की गिनती अंकों एवं

शब्दों में लिखें =

अंक	शब्द
-----	------

१	एक
---	----

२	दो
---	----

३	तीन
---	-----

(३)

४

चार

५

पाँच

६

छः

७

सात

८

आठ

९

नौ

१०

दस

(५)



(Write in Hindi - II copy)

कक्षा - कार्य

पाठ - 8 ऋद्ध की मात्रा (C)

I) ऋद्ध की मात्रा वाले आठ शब्द लिखें :-

1. कृपा

5. मातृ

2. ऋषि

6. मृग

3. अमृत

7. पृथ्वी

4. घृणा

8. सृजन

II) शब्दार्थ लिखें :-

(5)

Date \_\_\_/\_\_\_/\_\_\_

1. मृग - हिरण

2. गृह - घर

3. नृप - राजा

4. वृक्ष - पेड़

III) वाक्य बनाएँ :

1. पृथ्वी - पृथ्वी गोल है ।

2. कृपा - भगवान सब पर कृपा करते हैं ।

3. मृग - मृग तेज दौड़ता है ।

एक या अनेक का ज्ञान कराने वाले शब्द वचन कहलाते हैं।



एक या अनेक का ज्ञान कराने वाले शब्द वचन कहलाते हैं।

## आओ करें



### ज़रा बताइए तो

- एक या अनेक का ज्ञान कराने वाले शब्द क्या कहलाते हैं?
- अपनी कक्षा में एक और अनेक वाली चीज़ों के नाम बताइए।



### आइए, अब लिखें

1. फूल में से एक तथा अनेक शब्द छाँटकर लिखिए—

एक

.....  
चूहा  
.....  
घोड़ा  
.....  
घड़ी



अनेक

.....  
किताबें  
.....  
पत्ते  
.....  
लड़के



2. लिखिए- एक या अनेक।



अनेक



एक



एक



अनेक



एक



एक




ज़रा सोचिए तो

- आपके हाथ में अँगूठे कितने हैं और उँगलियाँ कितनी हैं?
- जन्मदिन पर एक जैसे दो उपहार मिलने पर आप क्या करेंगे?
- आसमान में तारे कितने हैं-एक या अनेक?



8	८	आठ	
9	९	नौ	
10	१०	दस	

## आओ करें

 आइए, अब लिखें

1. गिनिए और हिंदी अंकों में लिखिए-

- (क)  ७
- (ख)  ५
- (ग)  १०

2. नीचे लिखे अंकों के बराबर चित्र बनाइए-

*H/W*  
(क) 3



(ख) 5





आइए अभ्यास करें



मौखिक

पढ़िए और बोलिए-

वृक्ष नृप गृह मृग कृपा पृथ्वी कृषक



लिखित

1. पढ़िए और लिखिए-

H/W	कृपा	.....	.....	.....
	ऋषि	.....	.....	.....
	अमृत	.....	.....	.....
	घृणा	.....	.....	.....

2. ऋ( ॠ ) की मात्रा लगाकर शब्द पूरे कीजिए-

नृत्य गृह दृढ़ कृत मृग मातृ  
पितृ सृजन पृथ्वी घृत वृक्ष कृपाण

3. पढ़िए और ऋ( ॠ ) की मात्रा वाले शब्दों पर गोला ○ लगाइए-

किसी जंगल में एक ऋषि रहते थे। उनका आश्रम नदी के किनारे था। वहाँ पर बहुत सारे (वृक्ष) थे। नदी पर बहुत-से (मृग) पानी पीने आते थे। ऋषि की (कृपा) से वहाँ का वातावरण बहुत शांत था।

## बारहखड़ी

क — का कि की कु कू कृ के कै को कौ कं कः

च — चा चि ची चु चू चृ चे चै चो चौ चं चः

ख — खा खि खी खु खू खृ खे खै खो खौ खं खः

प — पा पि पी पु पू पृ पे पै पो पौ पं पः

त — ता ति ती तु तू तृ ते तै तो तौ तं तः

द — दा दि दी दु दू दृ दे दै दो दौ दं दः

ट — टा टि टी टु टू टृ टे टै तो तौ टं टः

ध — धा धि धी धु धू धृ धे धै धो धौ धं धः

न — ना नि नी नु नू नृ ने नै नो नौ नं नः

फ — फा फि फी फु फू फृ फे फै फो फौ फं फः

ब — बा बि बी बु बू बृ बे बै बो बौ बं बः

ह — हा हि ही हु हू हृ हे है हो हौ हं हः

ज — जा जि जी जु जू जृ जे जै जो जौ जं जः

Do pg no. 23 - 26 of pearls worksheets book in book itself

## Money

₹ 500

- Note

₹ 10

- Coin

₹ is the symbol for rupee.

There are 100 paise in ₹ 1.

or ₹ 1 = 100 paise

100 paise is also written as 100p.



Fill in the blanks: -

a. There are 100 paise in ₹ 1.

b. 2 coins of ₹ 5 make ₹ 10.

c. 4 coins of ₹ 10 make ₹ 40.

d. 10 coins of ₹ 5 make ₹ 50.

e. 6 coins of ₹ 2 make ₹ 12.

Add the following: -

a. ₹ 5 + ₹ 5 = ₹ 10

b. ₹ 10 + ₹ 5 = ₹ 15

c. ₹ 2 + ₹ 1 = ₹ 3

$$d. ₹ 10 + ₹ 2 = ₹ 12$$

$$e. ₹ 20 + ₹ 5 = ₹ 25$$

$$f. ₹ 15 + ₹ 2 = ₹ 17$$

$$g. ₹ 30 + ₹ 5 = ₹ 35$$

Write the amount on the price tag:-

$$a. (₹ 5) + (₹ 2) = \text{₹ 7}$$

$$b. (₹ 10) + (₹ 5) = \text{ERASER} \text{ — } ₹ 15$$

$$c. (₹ 5) + (₹ 5) = \text{KITKAT} \text{ — } ₹ 10$$

$$d. (₹ 10) + (₹ 10) = \text{LAYS} \text{ — } ₹ 20$$

Date \_\_\_\_\_  
Page \_\_\_\_\_

## L-8 Let's Celebrate

### I Hard words -

1. special
2. decorate
3. mosque
4. relatives
5. langars
6. festivals
7. celebrate
8. church

### II Write the meanings of -

- i) celebrate - to enjoy on special occasions
- ii) victory - to win
- iii) langars - a meal shared by a large number of people

III Where do they go to worship?

- a) Hindus - temple
- b) Muslims - mosque
- c) Christians - church
- d) Sikhs - gurdwara

IV Match the following :-

Republic Day	→	2 <sup>nd</sup> October
Independence Day	→	5 <sup>th</sup> September
Christmas	→	26 <sup>th</sup> January
Gandhi Jayanti	→	15 <sup>th</sup> August
Teacher's Day	→	25 <sup>th</sup> December

V Name them -

a) It is the festival of colours -

Ans - Holi

b) It is the festival of lights -

Ans Diwali

c) It is celebrated after fasting  
for a month -

Ans - Eid

d) A festival of sikhs -

Ans Gurupurab

VI Answer these questions :-

Q-1 Name three national festivals of India.

Ans Three national festivals of India are -

i) Independence Day

ii) Republic Day

iii) Gandhi Jayanti


Q-2 Who is known as the "Father of the Nation"?

Ans Mahatma Gandhi is known as the "Father of the Nation".

Q-3 When is Christmas celebrated?

Ans- Christmas is celebrated on  
25<sup>th</sup> December.

VII Draw and colour a Christmas tree.



(5)

## Quick RECAP



- Festivals are a time to have fun with family and friends.
- We celebrate festivals such as Diwali, Eid, Gurupurab, Onam and Christmas.
- Republic Day, Independence Day and Gandhi Jayanti are our national festivals.
- Birthdays and weddings are special days.

## Read and ANSWER



### A. Tick (✓) the correct answers.

1. This festival is celebrated after a month of fasting.  
a. Gurupurab \_\_\_\_\_ b. Eid ✓ c. Christmas \_\_\_\_\_
2. We eat a sweet dish called payasam on  
a. Christmas. \_\_\_\_\_ b. Pongal. \_\_\_\_\_ c. Onam. ✓
3. We celebrate Independence Day on  
a. 26 January. \_\_\_\_\_ b. 15 August. ✓ c. 2 October. \_\_\_\_\_

### B. Who am I?

1. I am called the festival of lights.
2. I am a sweet dish that people eat on Eid.
3. I am celebrated on 2 October every year.

Diwali  
Sewain  
Gandhi Jayanti

### C. Answer these questions.

1. How do people celebrate Diwali?
2. How do people celebrate Onam?
3. Write the names of the three national festivals.
4. How do you celebrate your birthday?



### D. Think and answer.

Which festival is celebrated on a fixed date in December?

HOTS





# WORKSHEET

A. Mona is six years old. Tina is three years old. Arun is five years old. Sameer is four years old. Count the candles on each cake. Write the correct names.



Mona



Sameer



Tina



Arun

B. Which are the three national festivals we celebrate? When do we celebrate them?

Republic Day  
26<sup>th</sup> January

Independence Day  
15<sup>th</sup> August

Gandhi Jayanti  
2<sup>nd</sup> October

C. Write these words in the correct boxes.

new clothes   diyas   January   pookalam   Goddess Lakshmi   sewain  
Christmas tree   gurudwara   payasam   Jesus Christ   pongal   langar

DIWALI  
diyas  
Goddess Lakshmi

GURUPURAB  
langar  
gurudwara

EID  
sewain  
new clothes


CHRISTMAS  
Jesus Christ  
Christmas tree

PONGAL  
January  
pongai

ONAM  
pookalam  
payasam

H.W

Colour this diya.



Sub- G.K.  
Do it in G.K. Copy

Page \_\_\_\_\_  
Date \_\_\_\_\_

## G.K. Current Affairs Questions

Q1. Who is the current Chief Minister of your state?

Ans Shree Hemant Soren

Q2. Who is the current Prime Minister of India?

Ans Shree Narendra Modi

Q3. Who is the current captain of Indian cricket team?

Ans Virat Kohli

Q4. Who has won the World Cricket Test

Championship in 2021?

Ans New Zealand

Q5. Who is the current President of United States of America?

Ans Joe Biden

Q6. Who has won three gold medals at Archery World Cup in 2021?

Ans Deepika Kumari

Q7. Who is known as flying sikh of India, who recently passed away?

Ans Milkha Singh

Q8 At which place Olympics is scheduled this year?

Ans Tokyo

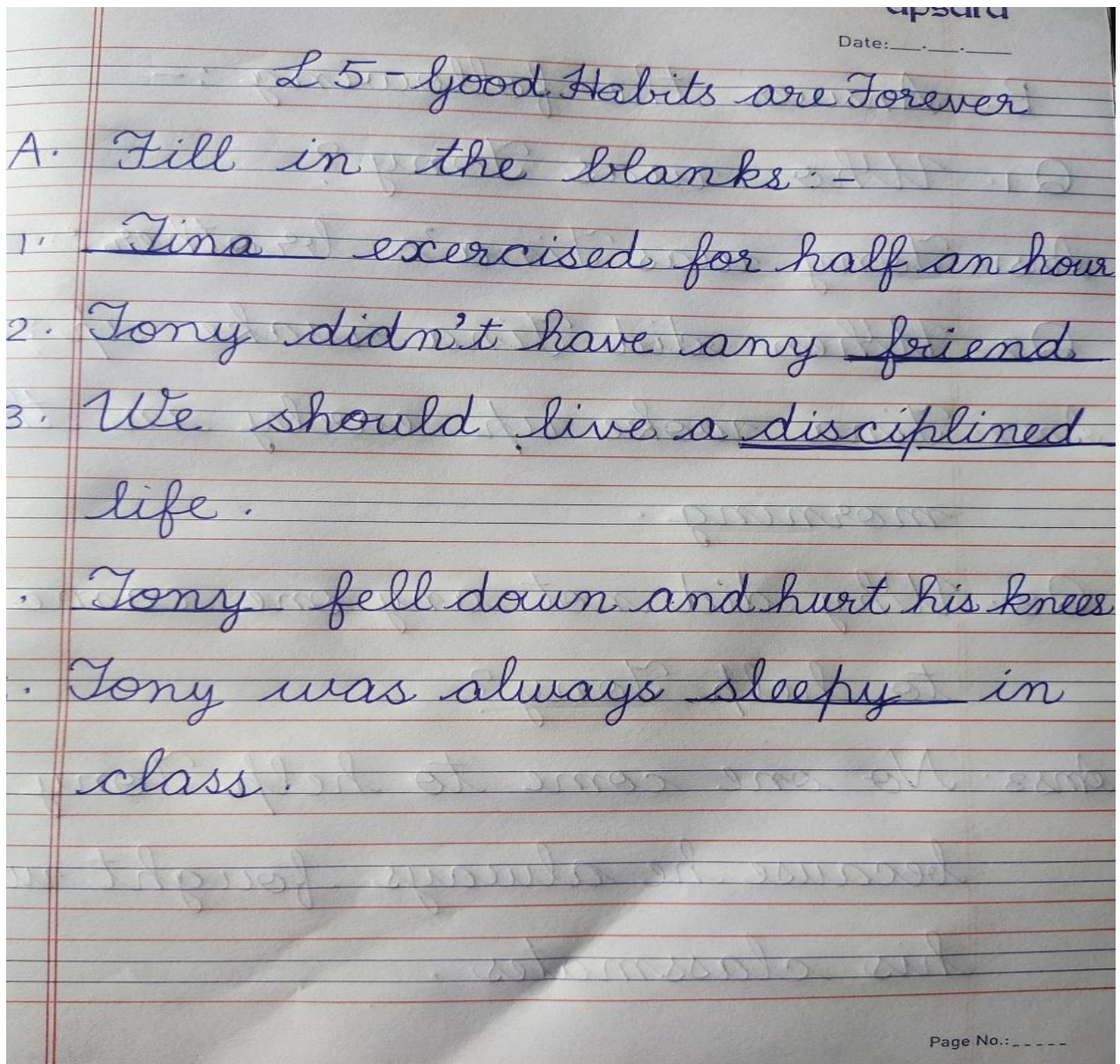
Q9. Who became the second woman astronaut of Indian-origin to fly to space?

Ans Sirisha Bandla

Q10 Who became the youngest Grand Master in chess?

Ans Abhimanyu Mishra

**CLASS- 1**  
**Subject - LS**



B. Answer the following :-

Q1. Who was Tony?

Ans1. Tony was Tina's brother.

Q2. When did Tina wake up?

Ans2. Tina woke up early in the morning.

Q3. Why did no one come to help Tony?

Ans3. No one came to help Tony because he always fought with his classmates.

Q4. What make us better human beings?

Q5. Good habits and good manners make us better human beings.



C. To answer this question, colour the circle green for the statements that you think are true, and red for those you think are false:

1. When you wake up every morning, you should first eat a lot of lunch.
2. You should go to bed early and wake up early.
3. You should brush your teeth only sometimes.
4. You should get up at nights, eat heavy food and go back to sleep.
5. You should start your day by exercising.



Let's draw

Join the dots and tell me what you have drawn:



Note to the teacher

Make your students understand that good habits and discipline are very important in our lives. They help us become successful in life. As we grow older, we should try to inculcate good habits and disciplined life style, which not only keeps us healthy but also helps in gaining respect among our fellow beings.



Ch- 4 : Do's and Don'ts

Book exercises



**ACTIVITY**

1. Mark (✓) on Do's and (✗) on Don'ts for Shivam in the computer lab:



- (a) He opens his shoes and washes his hands before entering the computer lab.
- (b) He eats inside the computer lab.
- (c) He runs inside the computer lab.
- (d) He keeps the computer volume high.
- (e) He covers the computer with dust cover.

Do's Don'ts	
<input checked="" type="checkbox"/>	<input type="checkbox"/>
<input type="checkbox"/>	<input checked="" type="checkbox"/>
<input type="checkbox"/>	<input checked="" type="checkbox"/>
<input type="checkbox"/>	<input checked="" type="checkbox"/>
<input checked="" type="checkbox"/>	<input type="checkbox"/>

2. Help your friend to reach to the electricity supply (plug) by filling the missing letters of the Ladder. (Refer to the picture)


SHOES  
Put off your

WIRE  
Do not play with

GENTLY  
Press keys

COVER  
Put dust

3. Mark (✓) on the activities that your computer teacher will like and (✗) on the activities that your computer teacher will not like:



Teacher's Remarks

Signature

