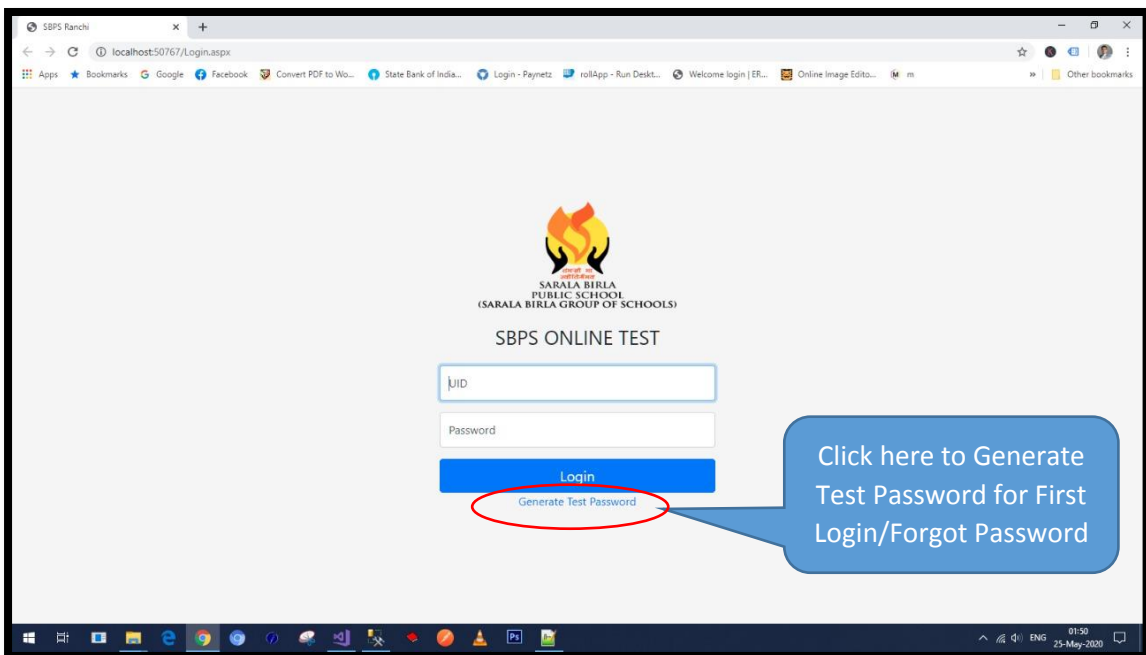
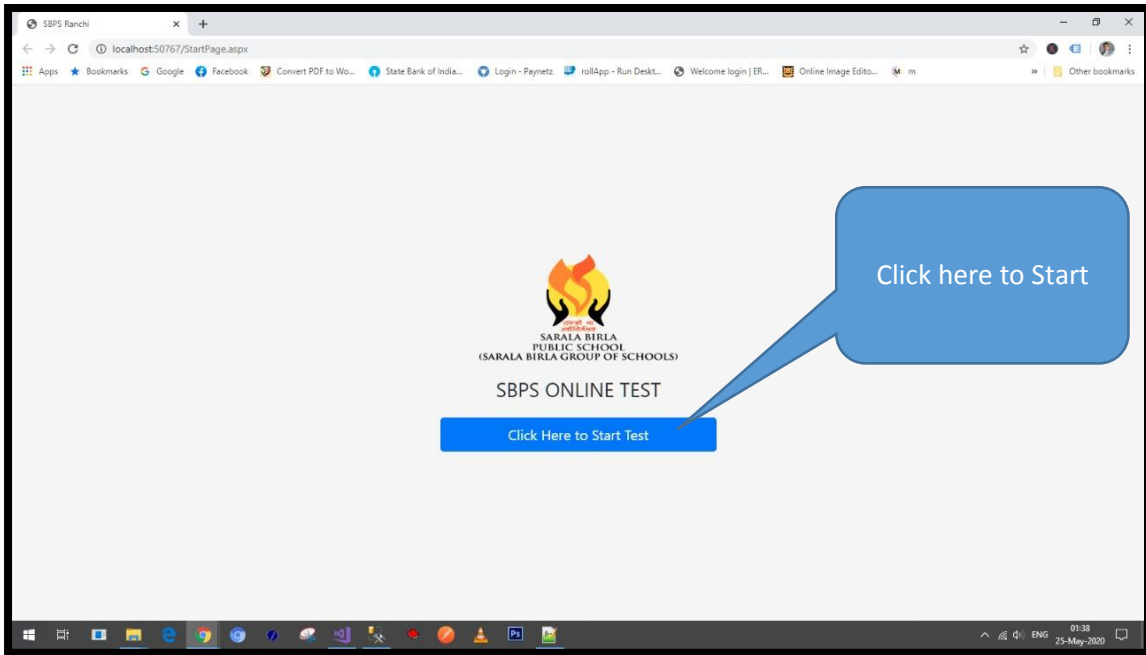


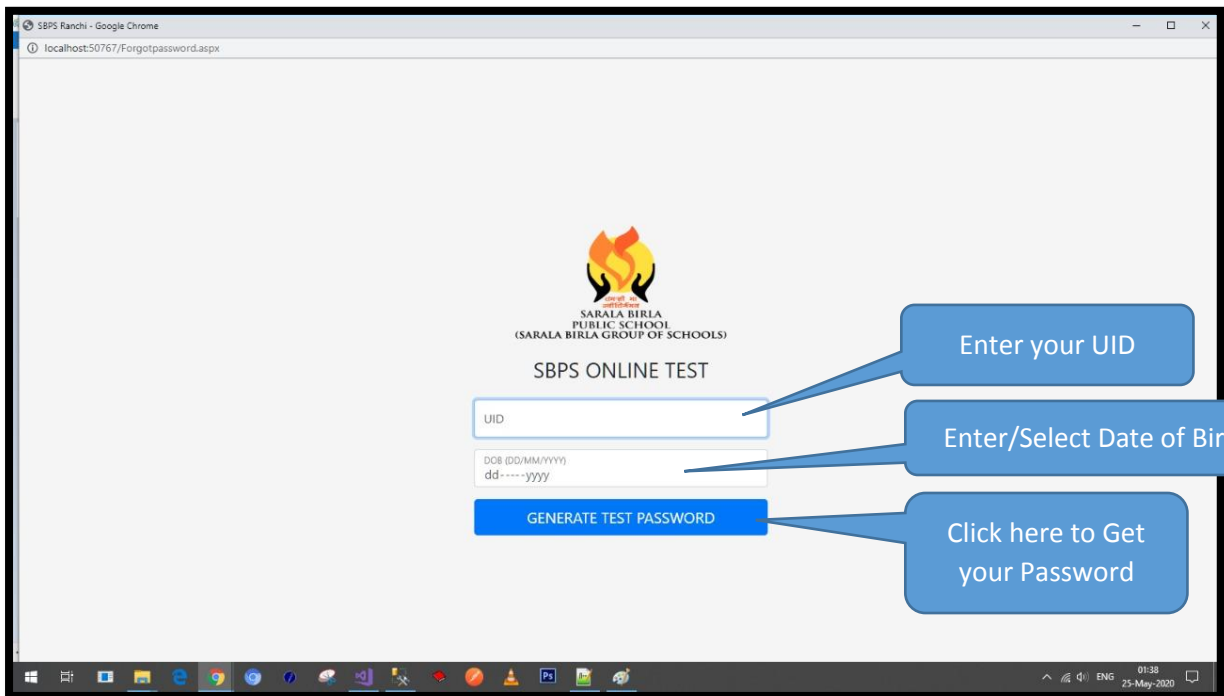
## General Instructions for Online Test 1 – 2020

### (for Classes I to X & XII)

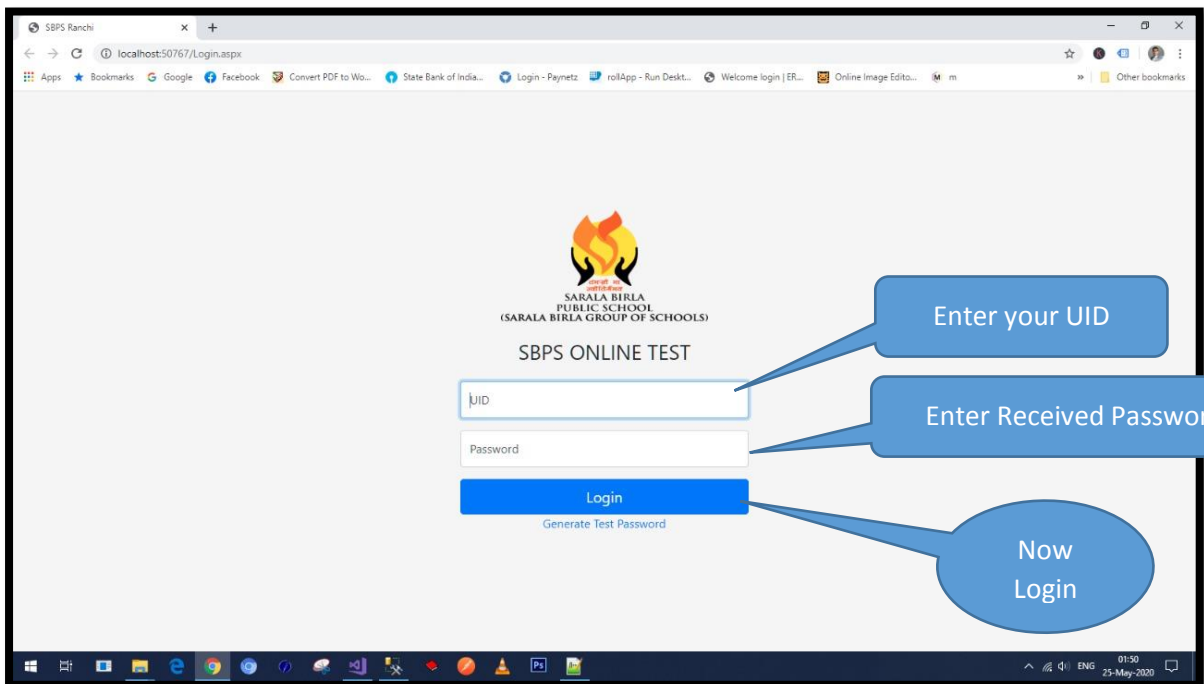
- For Online Test, it is advised to use Desktop/Laptop however you can do the same using Smart Phone also.
- Open the following in Browser (Chrome) : [www.online.sbpsranchi.in](http://www.online.sbpsranchi.in)
- A page will open which is shown below.



- Use your credentials: Enter your **UID** and **Date of Birth**. Then click on '**Generate Test Password**' (This is applicable only for first time)



- Password will be sent to your **Registered Phone Number**. This password will be applicable for next Test also. (**No need to generate the password again**)
- Now type your UID as User Name and feed the password (received) then Login.



- General Instruction Page will open. Go through the Instructions properly. Then click on '**Start Test**' on scheduled time only.

The screenshot shows a list of instructions for the test. The instructions are as follows:

- » All questions are compulsory.
- » Each question has four (4) alternatives. Select the most suitable alternative.
- » Each question has equal weightage.
- » For every correct answer, 1 mark will be awarded.
- » There is no negative mark for wrong answer or unanswered question.
- » To select an answer, click on the option (radio button) and click on Next button to go to the next question.
- » At any point of examination time, you can visit the questions by clicking on Previous or Next button to see the previous or next question.
- » You can also change the answer by going to the question and select the response by clicking on it.
- » **To complete the Test you must click on** **SUBMIT TEST** **Button to save your given answer.**

Below the instructions, there is a green button labeled 'Start Test'. A blue callout bubble points to this button with the text: 'Must Click here to Start Test'. At the bottom of the page, there is a copyright notice: '©SARALA BIRLA PUBLIC SCHOOL'.

- You can login **30 minutes** before the **Test Starts** e.g. you can login from 10:00am-10:30am if the Test starts at 10:30am)
- The Test will start only after clicking the button '**Start Test**'. If you login after scheduled time or Clicking the option '**Start Test**' after scheduled time, you will lose time.
- If the duration of Test is 40 minutes, means the test will end at 11:10am. However you can submit the paper at any point of time by clicking on '**Submit Test**'.
- You must Click on '**Submit Test**' to complete your test.
- After this wait for Result. The result will display on the same page.
- If you logged out at any time in between the test hour, you can re-login and continue your test.

❧ *Best of Luck* ❧