

Sub: Fine ART.


Assignment-5

List of materials to be used

1. Pencil
2. Eraser
3. Drawing copy/Book
4. Pastel colour/ Pencil colour/Crayons/Sketch pen

Please refer page no from Drawing book

1. Page no 6 & 7- “Sweety Tweety”. Colour the picture properly like in page 6.




2. Page no 8- “Birds with the beads”, colour the bird with your own imagination.




3. Page no 9- “The Foodies”, Colour the picture with your own choice.




4. Page no 10- “Teddy”, Draw the teddy using the grid method and colour the picture properly.




5. Page no 11 - “Pretty Penguin”, Draw the Penguin in grid method and colour it.




6. Page no 12- “Basic Shapes”, Shade the picture properly.



7. Page no 13- “More Shapes”, Shade the picture properly.



8. Page no 14- “Fruits”, Follow the reference picture and colour the same.



Assignment for Art copy

(Draw and colour the same in Art copy)

1. Apples



2. Penguin

