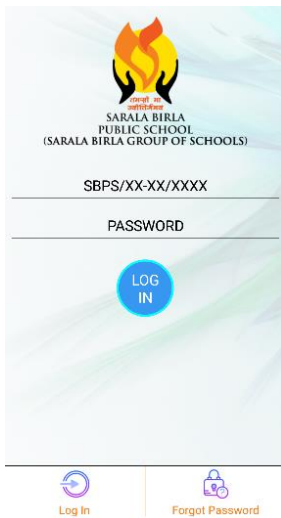


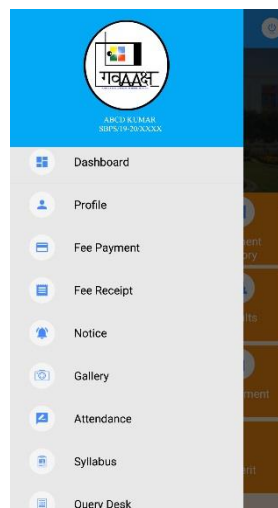
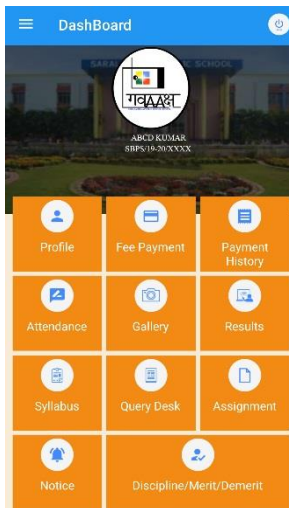
## Steps for SBPS child app 'गवAAक्ष'

- ❖ Search the child app 'गवAAक्ष' with the keyword **SBPS Ranchi** in Google Play Store.
- ❖ Install the app 'गवAAक्ष'.
- ❖ Open the app 'गवAAक्ष'.



- ❖ Login through USER ID & Password.

Note: User Id & Password will be same i.e. UID No. of the Child Eg.-SBPS/20-21/XXXX.



## Steps for School Bus GPS Tracking

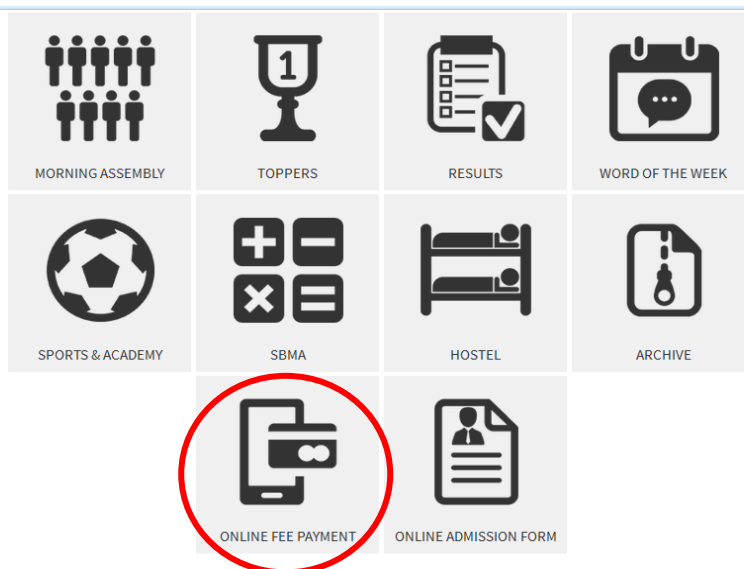
Android, IOS & Web App Details for School Bus GPS Tracking		
Heads	App Name / URL	Note
Android App Name	ingeniostrack	Download from Play Store
Apple iOS App Name	flitrack	Download from App Store
Web URL (On Computer)	www.ingeniostrack.com	Google Chrome Recommended
Server Name (Only for Mobile Apps)	ingenios	Same for both Android & iOS
User ID & Password	The user id and password (bus no. wise) has been given in the admission kit	Same for Android, iOS & Web
Important Note to All Parents	PLEASE DO NOT CHANGE THE PASSWORD	

## Procedure for online fee payment through website i.e. [www.sbpsranchi.com](http://www.sbpsranchi.com)

- ❖ Open school's official website i.e. [www.sbpsranchi.com](http://www.sbpsranchi.com).



- ❖ Scroll down to get the highlighted link '**ONLINE FEE PAYMENT**'



- ❖ You will be redirected to a new login window.
- ❖ Enter user name (student's UID) and password (the same student's UID) in appropriate boxes and click on **Sign in**.  
e.g. User Name - SBPS/20-21/XXXX  
Password - SBPS/20-21/XXXX
  - *user id & password is case sensitive.*
- ❖ Select the quarter to pay i.e 1/2/3/4.
  - *The payment for the next quarter will be accepted only after clearing the dues of the previous quarter.*
- ❖ After verifying details click on '**Pay**'.
- ❖ You will be redirected to the payment gateway.
- ❖ Select your payment mode i.e. Net Banking/ Debit Card/ Credit Card.
- ❖ Complete the payment through any of the option i.e. Net Banking/ Debit Card/ Credit Card.
- ❖ The acknowledgement SMS will be automatically sent in the registered mobile number after successful transaction.
- ❖ Print / save the receipt.