

GREATERDAY ART ACADEMY

# ART PDF OF CLASS 5 NOVEMBER





With Teacher Howard Ong

November	4	<ol style="list-style-type: none"><li>1. Stick Figures – 46 &amp; 47</li><li>2. Gesture drawing – 48 &amp; 49</li><li>3. It's Spongy Here! – 50 &amp; 51</li><li>4. Tattoo Art – 52</li><li>5. Aquarium in the drawing copy</li></ol>
----------	---	---

# STICK Figures


Nov 21


Drawing a stick figure – at its most basic level – involves drawing a head, and joining single lines together, representing a person's trunk and limbs. Observe the stick figures given in the rows below. Copy all of them on the next page using a pencil, accurately.



# Gesture Drawing


Follow the given gesture drawings to draw your own on the next page.





# Tattoo Art

Copy these tattoo designs in the given space, using a black sketch pen.



Nov 21



*Thank  
you!*