SARALA BIRLA PUBLIC SCHOOL

Mahilong, Ranchi

Class 1

EVS

lesson -5

THE WORLD OF PLANTS

sazo

L-5 The World Of Plants

I. Hard words -

1. support
2. weak
3. climbers
4. grapevine
5. thorns
6. leaves
7. cactus
8. seeds

II. Write the meanings of -

i) stem - the part of a plant from which leaves and flowers grows.

ii) function - uses

III Match the following -

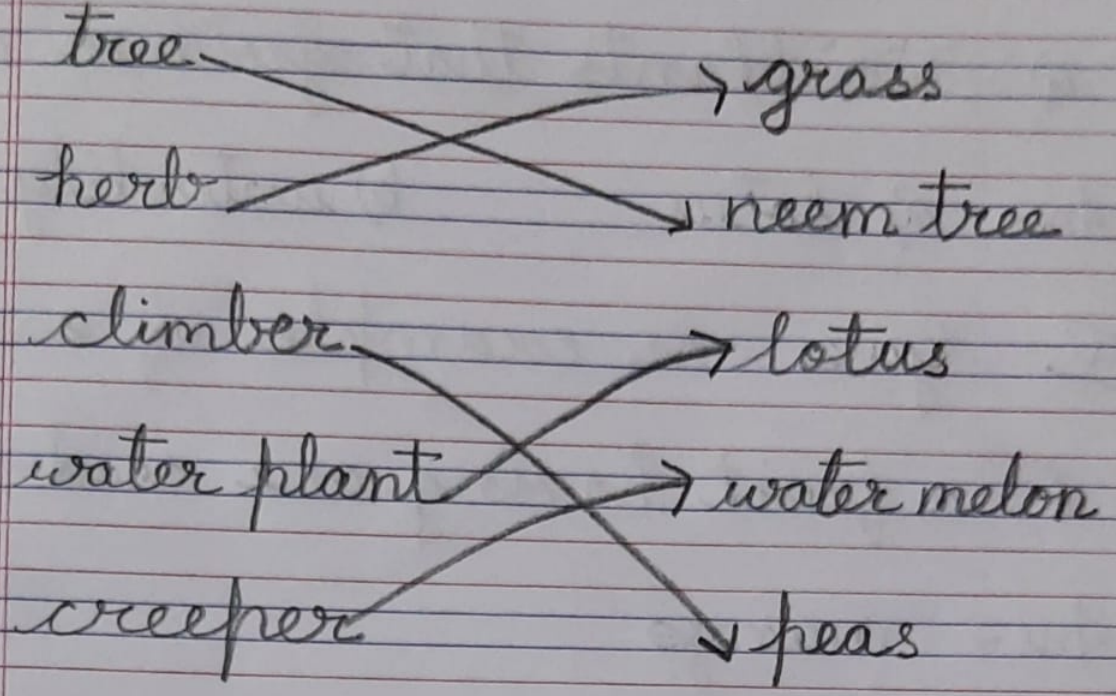

IV Name them :-

1) Two big and strong trees -

Ans- a) mango tree b) neem tree

2) Two plants that have thorns -

Ans- a) rose b) cactus

3) Two flower bearing trees -

Ans- a) gulmohar b) plumeria

4) Two plants that grow in water

Ans- a) lotus b) water lily

5. Give one example of each -

1. a fruit having one seed -

Ans- mango

2. a fruit with many seeds -

Ans papaya

3. one herb plant -

Ans mint

4. one shrub plant -

Ans cotton plant

VI Draw, colour and label a fruit having one seed only.

MANGO

In Book
Do Page No :
172 , 173

Read and ANSWER

A. Tick (✓) the correct answers.

1. A is a
   a. big plant. ✓ b. small plant. ____ c. climber. ____
2. A has
   a. many seeds. ✓ b. two seeds. ____ c. one seed. ____
3. is a
   a. leaf. ____ b. seed. ✓ c. flower. ____

B. Match the columns.

1. neem	a. climber
2. bean	b. thorns
3. cactus	c. tree

C. Write T for True or F for False.

1. Trees do not need support to stand. T
2. All plants have big leaves. F
3. A rose plant has thorns. T
4. A mango has no seed. F

D. Answer these questions.

1. Write the names of two trees and two climbers.
2. Write the names of three fruits that have seeds inside them.
3. What happens when a seed gets air, water and sunshine?

E. Think and answer.

HOTS

Papa has bought a few seeds. Where should he plant them – in the bedroom or in the garden? Why?

ACTIVITY

F. The names of ten plants are hidden in the word puzzle. Find them.

T	P	O	N	E	E	M	B	G
U	X	B	S	G	Y	D	A	R
L	R	A	S	H	O	K	N	A
S	E	N	I	M	N	R	Y	P
I	A	A	M	A	N	O	A	E
M	I	N	T	N	O	S	N	V
I	M	A	X	G	Z	E	L	I
P	I	N	E	O	N	J	O	N
N	K	Z	T	N	O	B	N	E

FUN to do

G. Go around your neighbourhood. Collect different types of leaves. Make animal shapes from them. Take help from an adult.

VALUE

Plants give us many things. Do you take care of plants? Circle your answers.

- Do you pluck flowers and leaves? Yes No
- Do you tear blades of grass? Yes No
- Do you water plants? Yes No

For more ENRICHMENT ACTIVITIES see page 193.

In Worksheets Book
Do Page No : 71 , 72

WORKSHEET

A. Colour the clouds that have names of things that help a seed to grow into a plant.



B. Complete the names of these fruits. Now guess how many seeds are there inside each fruit. Write O for one, F for few and M for many.

A P P L E [F]

O R A N G E [F]

P A P A Y A [M]

M A N G O [O]

C. Name one fruit and one vegetable beginning with the given letters.

1.	b	banana	bean
2.	p	papaya	peas
3.	t	tamarind	turnip

Pearls 1 Pearls 1 Pearls 1 Pearls 1 Pearls 1

Look at the different leaves shown below. Can you name which plant they belong to?

1.

banana

2.



peepal

3.

neem

4.

papaya

5.

lotus

Colour the clouds that have names of some herbs.

THANK YOU !!