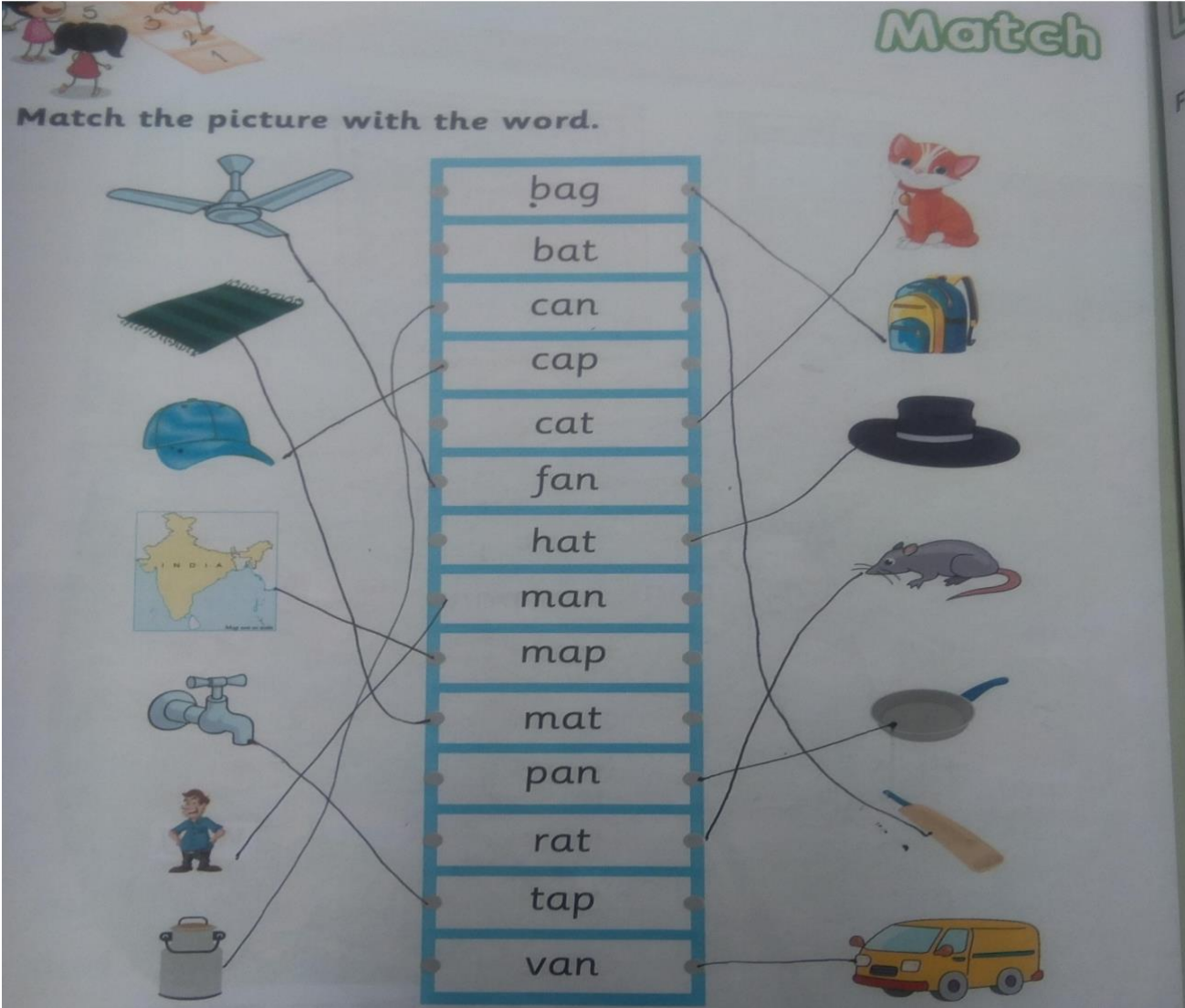


## CLASS-KG1

### Subject- English( Literacy Skills Book)

**Match**

Match the picture with the word.



**ILL FOCUS:** • Observation • Identification • Association of word with picture • Recognition of short vowel sounds  
rhyming words • Fine motor skills • Vocabulary building

# Look and Write



Fill in the missing letters.



man



can



pan



cap



bag



map



tap



wag



tag

**SKILL FOCUS:** • Observation • Identification • Association of word with picture • Recognition of short vowel sounds  
• Rhyming words • Fine motor skills • Vocabulary building



# Once More


Write the names of these pictures.



van



cap



mat

mat

bag

cap

van

tap

bat



bat



bag



tap

**SKILL FOCUS:** • Observation • Identification • Association of word with picture • Recognition of short vowel sounds  
• Rhyming words • Fine motor skills • Vocabulary building



# Rhyming Words



Make rhyming words. The first one has been done for you.



cap

map



bag

tag



mat

cat



can

pan



bat

rat



**SKILL FOCUS:** • Observation • Identification • Association of word with picture • Recognition of short vowel sounds  
• Rhyming words • Fine motor skills • Vocabulary building





# Match

Match the picture with the word.

The central column contains the following words from top to bottom:

- bed
- den
- egg
- hen
- leg
- net
- pen
- peg
- red
- ten

The pictures and their matches are:

- Pen (blue pen) → pen
- Hen (brown hen) → hen
- Den (cave) → den
- Leg (child's leg) → leg
- Red (red flower) → red
- Net (yellow net) → net
- Peg (yellow clothes peg) → peg
- Bed (bed with striped blanket) → bed
- Ten (number 10) → ten
- Egg (brown egg) → egg

**SKILL FOCUS:** • Observation • Identification • Association of word with picture • Recognition of short vowel sounds  
• Rhyming words • Fine motor skills • Vocabulary building

# Look and Write



Fill in the missing letter.



peg



jet



net



pen



egg



hen



red



bed



leg

**SKILL FOCUS:** • Observation • Identification • Association of word with picture • Recognition of short vowel sounds  
• Rhyming words • Fine motor skills • Vocabulary building





# Once More

Write the names of these pictures.



net



leg



egg

10

ten

pet

net

jet

leg

egg

ten




pet



jet

**SKILL FOCUS:** • Observation • Identification • Association of word with picture • Recognition of short vowel sounds  
• Rhyming words • Fine motor skills • Vocabulary building

# Rhyming Words



Make rhyming words. The first one has been done for you.



red

bed



pet

net



hen

den



peg

egg



10

ten

pen



**SKILL FOCUS:** • Observation • Identification • Association of word with picture • Recognition of short vowel sound  
• Rhyming words • Fine motor skills • Vocabulary building




# Copy Work

classmate

Date  
Page 14

'e' sound words (write twice)



net

net

net



jet

jet

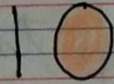
jet



pen

pen

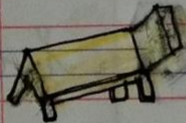
pen



ten

ten

ten



bed

bed

bed

Write any two rhyming words.

et

net

jet

en

pen

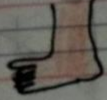
ten



red

red

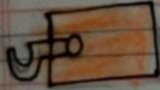
red



leg

leg

leg



peg

peg

peg



men

men

men



hen

hen

hen

Write any two rhyming words.

ed

eed

bed

eg

leg

peg



# EVS – My body

Instructions: Learn the following question and answers:

Q1. How many eyes do you have?

Ans. We have two eyes.

Q2. What do you do with your eyes?

Ans. We see with our eyes.

Q3. How many hands do you have?

Ans. We have two hands.

Q4. What do you do with your hands?

Ans. We work and play with our hands.

Q5. What is the colour of your hair?

Ans. The colour of my hair is black.

Q6. How many fingers do we have?

Ans. We have ten fingers.

Q7. What do we do with our legs?

Ans. We walk and run with our legs.

# EVS - Air and Water

Instructions: Learn the following question and answers:

Q1. Why do we need air and water?

Ans. We need air and water to live.

Q2. Who needs air and water?

Ans. Plants, animals and human beings need air and water to live.

Q3. Can we see air?

Ans. No, we cannot see air.



# EVS-Plants

Instructions: Learn the following question and answers:

Q1.Name any four parts of a plant.

Ans. Root,Stem,leaves and flowers.

Q2.What do plants need to grow?

Ans. Plants need air and water to grow.

Q3. What is the colour of a leaf?

Ans. Leaf is green in colour.

# EVS-Food

Instructions: Learn the following question and answers:

Q1. Name two food items which we cook and eat.

Ans. Fish and Chicken.

Q2. Name two food items which we peel and eat.

Ans. Orange and Banana.

Q3. From where do we get milk?

Ans. We get milk from cow.

Q4. What does hen gives us?

Ans. Hen gives us egg.


Q5. From where do we get fruits and vegetables?

Ans. We get fruits and vegetables from plants.

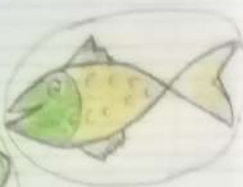


# Air & Water


Q1. Colour the river with blue colour.



Q2. Circle the pictures who needs air to live.



Q3. Circle the pictures who needs water to live.





# Food

Q5. Write 'C' after the food we cook and eat and 'R' after the food we may eat raw.



R



R



C



C



R




R



C




C



R

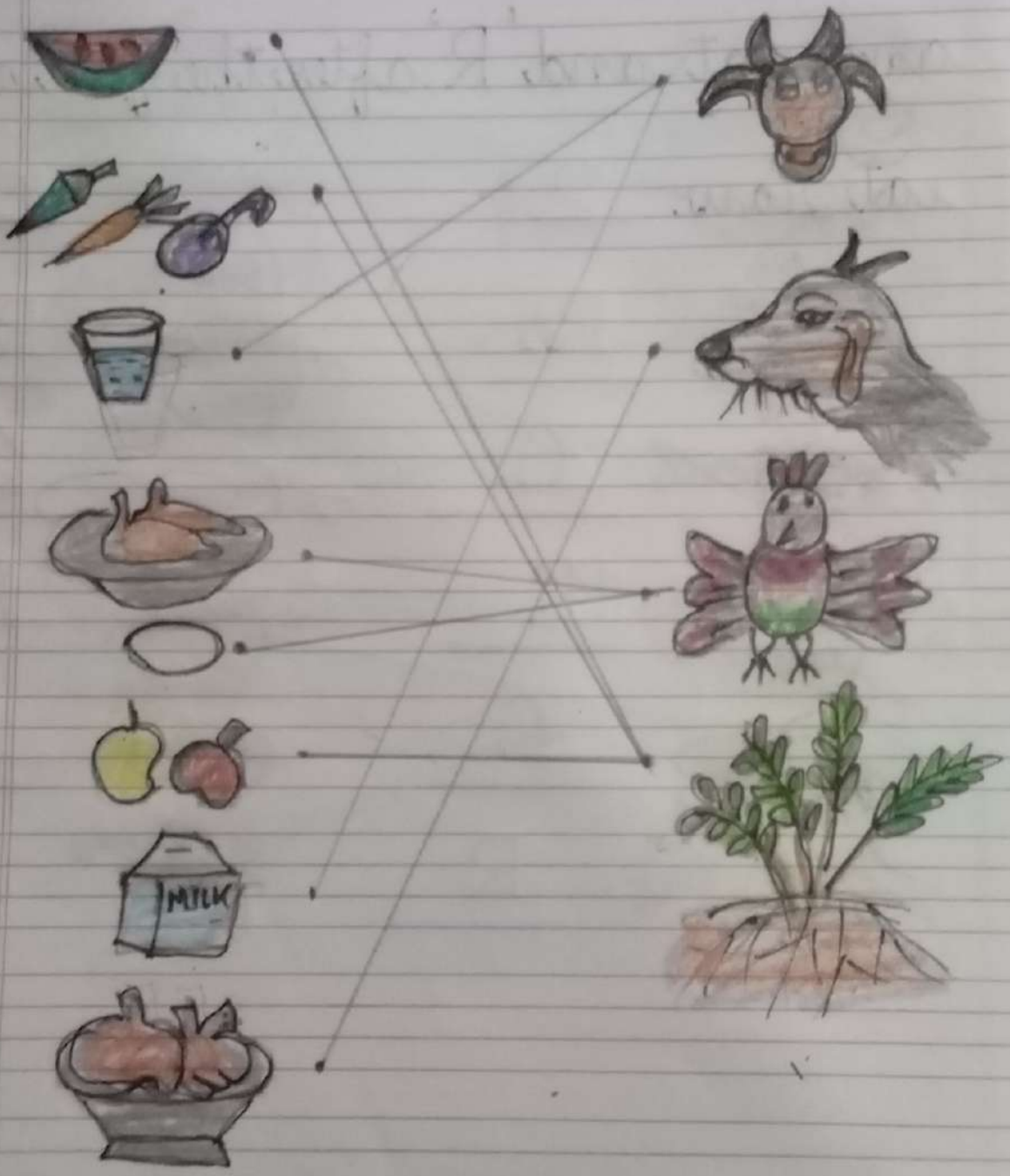


C



# Food

Q6. Match the food items with its source.





## Plants

Q1. Colour the parts of a plant.





Q2. Fill in the blanks.


a i r.

s t e m

r o o t


# Maths :- Book Work- Numeracy Skills Book


**Shapes = Rectangle**  



A rectangle has two short sides and two long sides.

**Colour the rectangles using different colours.**





**SKILL FOCUS:** • Observation • Identification • Visual discrimination • Matching • Association • Fine motor skills

39

## Rectangle

Circle the objects that are rectangular in shape.

SKILL FOCUS: • Observation • Identification • Visual discrimination • Matching • Association • Fine motor skills

40

## Right Rectangles

Spot all the rectangles and colour them.

SKILL FOCUS: • Observation • Identification • Visual discrimination • Matching • Association • Fine motor skills

41





# Rectangle

Draw and colour a rectangle.




SKILL FOCUS: • Observation • Identification • Visual discrimination • Matching • Association • Fine motor skills



# Shapes—Star



Colour the star shape.





SKILL FOCUS: • Observation • Identification • Visual discrimination • Matching • Association • Fine motor skills



# Match

Match the shapes with the objects.



SKILL FOCUS: • Observation • Identification • Visual discrimination • Matching • Association • Fine motor skills




# Similar Shapes

There are three similar shapes in each row. Colour them.

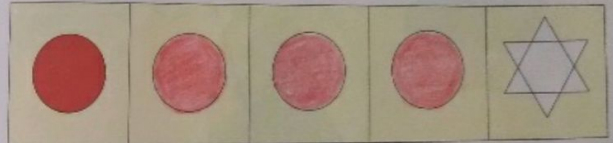
1.



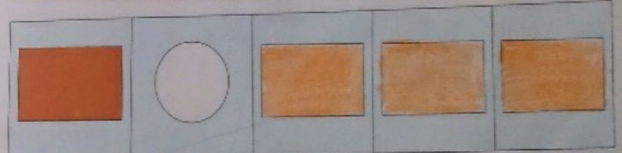
2.



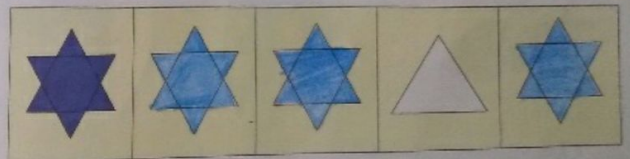
3.



4.



5.



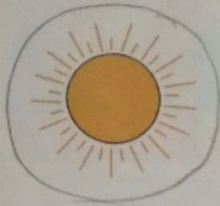


SKILL FOCUS: • Observation • Identification • Visual discrimination • Matching • Association • Fine motor skills



# Shapes in Nature

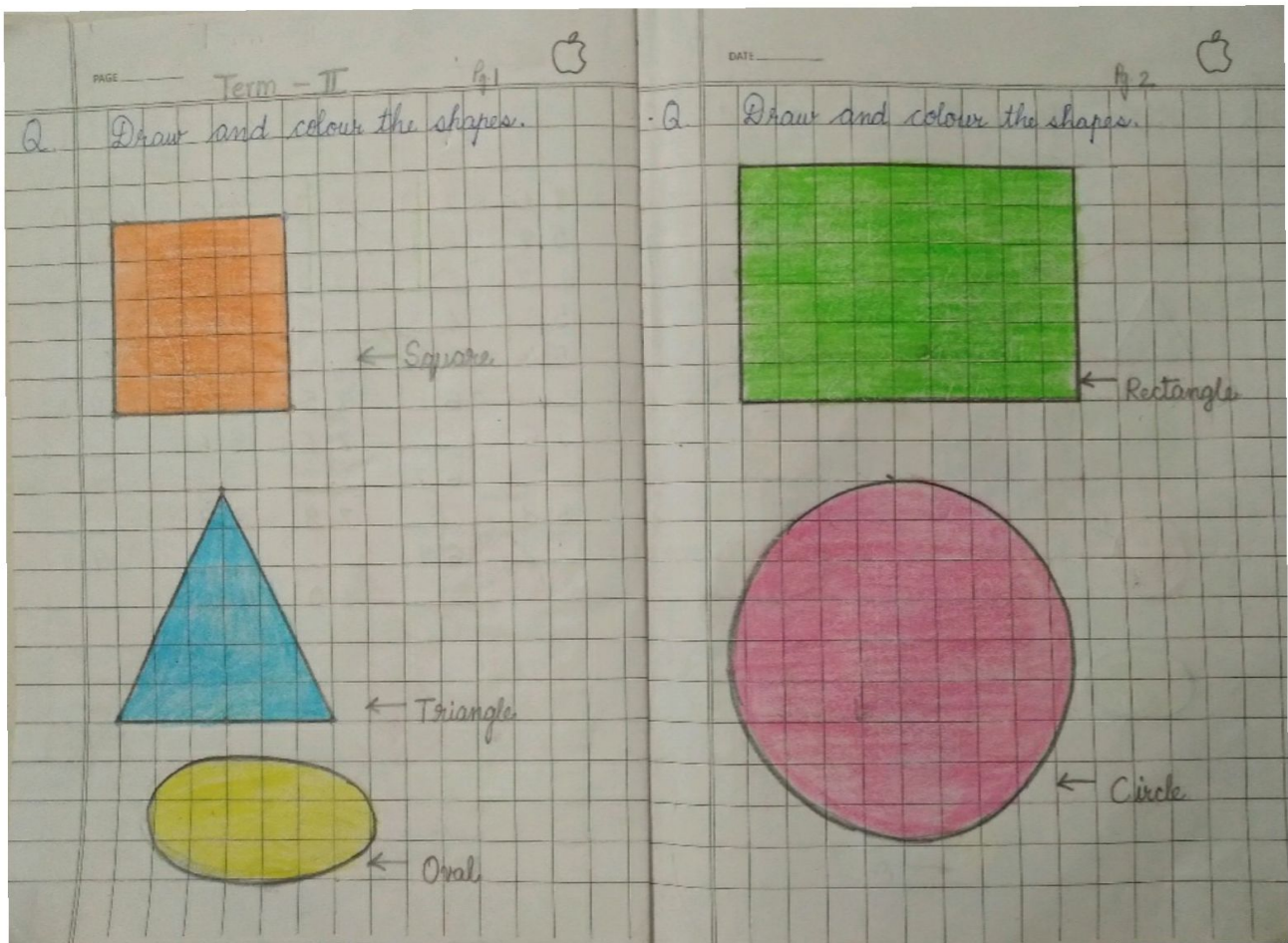
Have you seen these shapes around you? Circle the shapes you have seen.



**SKILL FOCUS:** • Observation • Identification • Visual discrimination • Matching • Association • Fine motor skills




# Maths:- Copy Work





Q. Match the following:- (colour it.)



Q. Draw a picture of house with the help of different shapes, colour and label it.



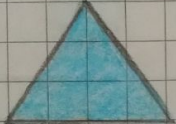
DATE \_\_\_\_\_

Q. Draw and colour the following shapes:-

Square -



Triangle -



Rectangle -



Circle -



Oval -



DATE \_\_\_\_\_

Write 51 to 60.

T 0

5 1

5 2

5 3

5 4

5 5

5 6

5 7


5 8

5 9

6 0




PAGE \_\_\_\_\_

p. 7 

Write 51 to 70.

T O	T O
5 1	6 1
5 2	6 2
5 3	6 3
5 4	6 4
5 5	6 5
5 6	6 6
5 7	6 7
5 8	6 8
5 9	6 9
6 0	7 0

DATE \_\_\_\_\_

p. 8 

Write 51 to 80.

T O	T O	T O
5 1	6 1	7 1
5 2	6 2	7 2
5 3	6 3	7 3
5 4	6 4	7 4
5 5	6 5	7 5
5 6	6 6	7 6
5 7	6 7	7 7
5 8	6 8	7 8
5 9	6 9	7 9
6 0	7 0	8 0

Write 51 to 90.

T O	T O	T O	T O
5 1	6 1	7 1	8 1
5 2	6 2	7 2	8 2
5 3	6 3	7 3	8 3
5 4	6 4	7 4	8 4
5 5	6 5	7 5	8 5
5 6	6 6	7 6	8 6
5 7	6 7	7 7	8 7
5 8	6 8	7 8	8 8
5 9	6 9	7 9	8 9
6 0	7 0	8 0	9 0

Write 51 to 100.

T O	T O	T O	T O	H T O
5 1	6 1	7 1	8 1	9 1
5 2	6 2	7 2	8 2	9 2
5 3	6 3	7 3	8 3	9 3
5 4	6 4	7 4	8 4	9 4
5 5	6 5	7 5	8 5	9 5
5 6	6 6	7 6	8 6	9 6
5 7	6 7	7 7	8 7	9 7
5 8	6 8	7 8	8 8	9 8
5 9	6 9	7 9	8 9	9 9
6 0	7 0	8 0	9 0	1 0 0

Q. Write 1 to 100.

T 0	T 0	T 0	T 0	T 0
1	11	21	31	41
2	12	22	32	42
3	13	23	33	43
4	14	24	34	44
5	15	25	35	45
6	16	26	36	46
7	17	27	37	47
8	18	28	38	48
9	19	29	39	49
10	20	30	40	50

T 0	T 0	T 0	T 0	H T 0
51	61	71	81	91
52	62	72	82	92
53	63	73	83	93
54	64	74	84	94
55	65	75	85	95
56	66	76	86	96
57	67	77	87	97
58	68	78	88	98
59	69	79	89	99
60	70	80	90	100




DATE \_\_\_\_\_

6/13 

Q. Fill in the blanks.

T O	T O	T O	T O	T O
1	1 1	2 1	3 1	4 1
2	1 2	2 2	3 2	4 2
3	1 3	2 3	3 3	4 3
4	1 4	2 4	3 4	4 4
5	1 5	2 5	3 5	4 5
6	1 6	2 6	3 6	4 6
7	1 7	2 7	3 7	4 7
8	1 8	2 8	3 8	4 8
9	1 9	2 9	3 9	4 9
10	2 0	3 0	4 0	5 0

DATE \_\_\_\_\_

6/14 

T O	T O	T O	T O	H T O
5 1	6 1	7 1	8 1	9 1
5 2	6 2	7 2	8 2	9 2
5 3	6 3	7 3	8 3	9 3
5 4	6 4	7 4	8 4	9 4
5 5	6 5	7 5	8 5	9 5
5 6	6 6	7 6	8 6	9 6
5 7	6 7	7 7	8 7	9 7
5 8	6 8	7 8	8 8	9 8
5 9	6 9	7 9	8 9	9 9
6 0	7 0	8 0	9 0	10 0

# काँपी कार्य

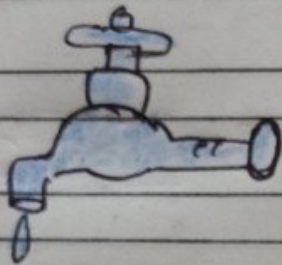
Date \_\_\_\_\_

Page 8


चित्र पहचानकर नाम लिखें :-




घर



जल



बस




टब




जवा







खत



वृक्ष



जल




खग

10


दस




चित्रों का शब्दों से मिलान करें :-




जल



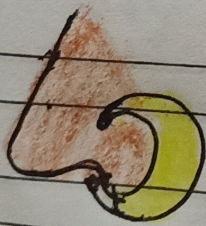
हल



जल




जश




बस







खण्ड




घर



खण्ड



वृत्त

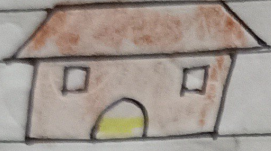


फल

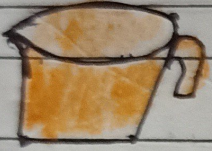


३


सही शब्द पर गीला लगाएँ :-



घर / डर



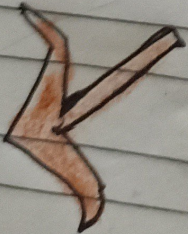
जग / मग



नथ / रथ




फल / जल




हल / नल




81



टब / अब



जल / फल



वक / पक

10

बस / दस



खवा / जवा



# जोड़कर लिखें :-

र + थ = रथ

व + ह = वह

ग + ज = गज

प + ल = पल


क + ल = कल

छ + त = छत

त + ट = तट




# दी आक्षर वाले शब्द :-



वन

वन

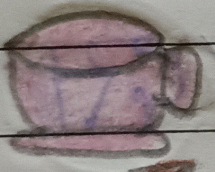
वन



धन

धन


धन



कप

कप

कप



रथ

रथ

रथ




खल

खल


खल




वाक्यों को पूरा करें :-




घर चल ।




ढब भर ।



हल रखा ।




खत पढ़ ।



फल चखा ।



अ




बस पर चढ़ो।



वट पर मत चढ़ो।


10

दस तक पढ़ो।



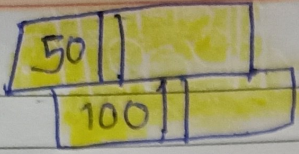
जल ढक कर रखो।

घत पर




जग रखो।





धन घर पर मत रख




जल पर चल ।



वज चल ।



कप रख ।



मग भर ।