

Sarala Birla Public School

Class: II Pdf for C.W

Instructions :

Work to be done in good handwriting with sharpened pencil

Fun With Cursive : Do page no 36 to 43

Hindi Sulekh : Do page no 25 to 27

English : Work to be done in Crystal Curated Practice Book

Hindi : Work to be done in Hindi Rangoli Book

Maths : Work to be done in Crystal Curated Practice Book

Mental Maths : Work to be done in Mental Arithmetic Book

EVS : Work to be done in Crystal Curated Practice Book

GK : Work to be done in Crystal Curated Practice Book

Art : Book work to be done in book and copy work to be done

In the Drawing Copy.

Vocabulary

Choose the correct words from the brackets and fill in the blanks.

1. The sun rises in the east. (Sun/son)
2. The children have been playing for two hours. (too/two)
3. There is a hole in the pipe. (whole/hole)
4. I had four pancakes for breakfast. (four/fore)
5. Don't walk bare (~~bare~~/bear) feet.

Writing

Imagine you are a snail and you have lost your shell. Write a short paragraph describing—

- why you miss your shell
- where you are planning to search for it
- where do you think you will find it



English

Worksheet 2

Grammar

A. Fill in the blanks using a or an.

1. Harshita is _____ hard-working girl.
2. It's _____ honour to meet you.
3. Batman is _____ superhero.
4. I'm going to buy _____ book.
5. _____ apple _____ day keeps the doctor away.

B. Change these nouns from singular to plural.

- | | |
|------------|------------------|
| 1. shelf | <u>shelves</u> |
| 2. thief | <u>thieves</u> |
| 3. memory | <u>memories</u> |
| 4. story | <u>stories</u> |
| 5. half | <u>halves</u> |
| 6. knife | <u>knives</u> |
| 7. country | <u>countries</u> |
| 8. body | <u>bodies</u> |
| 9. elf | <u>elves</u> |
| 10. lady | <u>ladies</u> |



Vocabulary

Match the animals to their sounds.

1. sheep



(3) a) woof, woof

2. duck



(4) b) moo

3. dog



(2) c) quack, quack

4. cow



(1) d) baa, baa

5. owl



(6) e) meow

6. cat



(5) f) hoot

Vocabulary

Write the antonyms for these words, using 'dis-' or 'un-'.

1. advantage
2. continue
3. available
4. necessary
5. fortunate
6. agree

disadvantage
discontinue
unavailable
unnecessary
unfortunate
disagree

Writing

Write the Dos and Don'ts for people to follow in your lovely garden in the table given below. One has been done for you.

Dos (✓)	Don'ts (X)
Please walk on the pathway.	Do not step on the plants.

Vocabulary

Look at the pictures and complete the words.

1. MOUNTAINS



2. FOREST



3. RIVER



4. RAINBOW



5. FLOWERS



Writing

Imagine there are two butterflies racing. A pot with flowers is the finish line. Draw butterflies and write a few lines about their race. You may use the following hints

- how do they move
- their colours and size
- what will the winner get

Vocabulary

Choose the correct words from the brackets and fill in the blanks.

1. A mechanic works in a garage. (hospital/garage)
2. A doctor works in a hospital. (bank/hospital)
3. A teacher works in a school. (post office/school)
4. A postman works in a post office. (bakery/post office)
5. A pilot works in an airport. (airport/shop)

Writing

Complete the short story about the adventures of a baby bee. You may use the words given in the box.

hive flower nectar tree breeze hot children
bird play grass mother bee father bee garden

It is a bright and sunny day. A baby bee flies out for the first time.



1. पढ़िए और समझिए-

बच्चा	—	बच्चे	लड़की	—	लड़कियाँ
छोटा	—	छोटे	साड़ी	—	साड़ियाँ
कमरा	—	कमरे	थैली	—	थैलियाँ
बेटा	—	बेटे	तितली	—	तितलियाँ

2. एक की जगह दूसरा-

‘बॉल’ की जगह ‘गेंद’ शब्द का प्रयोग भी कर सकते हैं।

निम्नलिखित शब्दों की जगह आप और कौन-से शब्द लिख सकते हैं?

शब्द चुनकर लिखिए-

(क) प्यार	-प्रेम.....	(प्रेम/घृणा)
(ख) दूध	-दुग्ध.....	(खीर/दुग्ध)
(ग) गुस्सा	-क्रोध.....	(क्रोध/नाराज)
(घ) बेटा	-पुत्र.....	(लड़का/पुत्र)

3. विपरीत अर्थ देने वाले शब्द लिखिए-

(क) छोटा - बड़ा (ख) आज - कल (ग) ज्यादा - कम
(घ) जाना - आना (ङ) दिन - रात (च) अंदर - बाहर



रचनात्मक गतिविधियाँ

भाषा कौशल-चिंतन, निर्णय, प्रस्तुतीकरण

- किसी भी ऐसी घटना का वर्णन कीजिए, जब आप माता-पिता से नाराज़ हो गए हों?
- अपने छोटे भाई या बहन की शरारत के बारे में लिखिए!


रंगोली पाठ-४ खीर की दावत



खेल-खेल में

भाषा कौशल-रचना एवं अभिव्यक्ति

- बिंदुओं को जोड़िए तथा देखिए, खीर खाने के लिए बिल्ली तैयार है।



यह भी जानें

खीर को 'पायस' भी कहा जाता है। खीर शब्द 'क्षीर' शब्द से बना है। भारत भर में तरह-तरह की खीर बनाई जाती है। जैसे-चावल की खीर, लौकी की खीर, कद्दू की खीर, मखाने की खीर, पोहे की खीर, सेवई की खीर, साबुदाने की खीर, पनीर की खीर, बेसिल फिरनी खीर, आम की खीर और गन्ने के रस में बनी खीर। भारत के लगभग हर राज्य की अपनी अलग किस्म की खीर है। लगभग अट्ठाइस तरीके की परंपरागत खीर भारत में बनाई जाती है।

3 Subtraction

Worksheet 1

Solve the following number stories.

- There are 82 toys in a shop. Out of them, 51 are battery operated. How many toys are non-battery operated? 31
- Tom read 12 pages of a book which has 88 pages. How many pages are left for reading? 76
- There are 35 pets in a society. 21 out of them are dogs. How many pets are there other than dogs? 14
- Saruchi and Rajan scored 32 and 39 marks, respectively. Who scored more marks and by how much? Rajan by 7 marks
- In an area, there are 23 fruit and vegetable vendors combined. If 7 of them are fruits vendor, how many of them are vegetable vendors? 16

$$\begin{array}{r} \text{T} \ 0 \\ 8 \ 2 \\ - 5 \ 1 \\ \hline 3 \ 1 \end{array}$$

$$\begin{array}{r} \text{T} \ 0 \\ 8 \ 8 \\ - 1 \ 2 \\ \hline 7 \ 6 \end{array}$$

$$\begin{array}{r} \text{T} \ 0 \\ 3 \ 5 \\ - 2 \ 1 \\ \hline 1 \ 4 \end{array}$$

$$\begin{array}{r} \text{T} \ 0 \\ 3 \ 9 \\ - 3 \ 2 \\ \hline 0 \ 7 \end{array}$$

$$\begin{array}{r} \text{T} \ 0 \\ 2 \ 3^{13} \\ - 0 \ 7 \\ \hline 1 \ 6 \end{array}$$

2. Arrange the following numbers in columns and subtract.

a) $34 - 23 = 11$

	T	O
	3	4
-	2	3
	1	1

b) $55 - 24 = 31$

	T	O
	5	5
-	2	4
	3	1

c) $69 - 45 = 24$

	T	O
	6	9
-	4	5
	2	4

d) $67 - 46 = 21$

	T	O
	6	7
-	4	6
	2	1

e) $79 - 38 = 41$

	T	O
	7	9
-	3	8
	4	1

f) $85 - 45 = 40$

	T	O
	8	5
-	4	5
	4	0

Worksheet (Differentiated)

Advanced

1. Complete the \square subtraction.

a) $60 - 44 =$

b) $80 - 24 =$

c) $90 - 46 =$

d) $70 - 27 =$

e) $50 - 28 =$

2. Arrange the following numbers in column and subtract.

a) $48 - 29 = 19$

$$\begin{array}{r} \text{T} \quad \text{O} \\ 48 \\ - 29 \\ \hline 19 \end{array}$$

b) $62 - 37 = 25$

$$\begin{array}{r} \text{T} \quad \text{O} \\ 62 \\ - 37 \\ \hline 25 \end{array}$$

c) $91 - 27 = 64$

$$\begin{array}{r} \text{T} \quad \text{O} \\ 91 \\ - 27 \\ \hline 64 \end{array}$$

d) $80 - 35 = 45$

$$\begin{array}{r} \text{T} \quad \text{O} \\ 80 \\ - 35 \\ \hline 45 \end{array}$$

e) $70 - 19 = 51$

$$\begin{array}{r} \text{T} \quad \text{O} \\ 70 \\ - 19 \\ \hline 51 \end{array}$$

f) $65 - 39 = 26$

$$\begin{array}{r} \text{T} \quad \text{O} \\ 65 \\ - 39 \\ \hline 26 \end{array}$$

4

Shapes and Patterns

Worksheet 1

1. Fill in the blanks.

- The surface of a solid is called its face.
- The two faces of a solid meet to make a/an edge.
- Corner of a solid is also known as a vertex.

2. Tick (✓) True or False.

- A cube has 6 faces.
- A cuboid has 8 edges.
- A sphere does not have any vertex.
- A cone has 2 faces and 1 vertex.
- A cylinder has 1 edge.

✓ True / False

True / ~~False~~

✓ True / False

True / ~~False~~

True / ~~False~~

3. Draw the outlines of the following solid figures.

a) Sphere



b) Cone

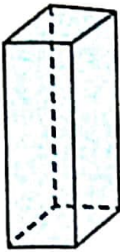





c) Cube


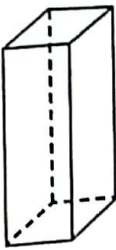



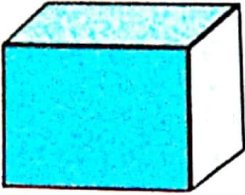

d) Cylinder



	6	12	8
	2	1	1
	1	0	0
	3	2	0

4. Observe the following shapes and colour the box with the correct options.

a)		i. Has 2 sides and 2 corners	ii. <input checked="" type="checkbox"/> Has one curved surface and no corners
b)		i. <input checked="" type="checkbox"/> Has 12 sides and 6 faces and 8 corners	ii. Faces are square in shape

c)		i. Has 2 edges and 3 corners	ii. Has 1 edge, 2 faces and 1 corner ✓
d)		i. Has 12 sides, 6 faces ✓ and 8 corners	ii. Has a curved surface
e)		i. Has 2 edges, 3 faces ✓ and no corners	ii. Has 3 corners

5 Addition and Subtraction up to 1000

Worksheet 1

1. Subtract the following numbers.

a)

H	T	O
6 ⁵	2 ¹¹	3 ¹³
-	8	9
5	3	4

b)

H	T	O
7 ⁶	8 ¹⁵	10 ¹⁰
-	7	5
6	8	5

c)

H	T	O
5	9 ⁸	8 ¹⁸
-	2	9
5	6	9

d)

H	T	O
8 ⁷	2 ¹¹	1 ¹¹
-	3	4
4	7	5

e)

H	T	O
7 ⁶	0 ¹⁰	9
-	4	5
2	5	2

f)

H	T	O
8 ⁸	0 ⁹	10 ¹⁰
-	6	5
2	4	4

Worksheet 2

1. Add the following numbers.

a)

	H	T	O
		6	7
+		9	1
	1	5	8

b)

	H	T	O
		8	5
+		1	9
	1	0	4

c)

	H	T	O
		7	0
+		7	6
	1	4	6

d)

	H	T	O
	7	1	2
+		4	5
	7	5	7

e)

	H	T	O
	3	5	6
+		9	1
	4	4	7

f)

	H	T	O
	4	4	4
+		9	7
	5	4	1

g)

	H	T	O
	4	5	6
+	3	9	8
	8	5	4

h)

	H	T	O
	3	6	4
+	1	2	5
	4	8	9

i)

	H	T	O
	5	9	2
+	2	1	9
	8	1	1

2. Arrange the following numbers in columns and add.

a) 145, 281, 354

b) 311, 243, 122

c) 570, 235, 101

2. Arrange the following numbers in columns and subtract. Also, check your answer by adding the smaller number to the result.

a) 87 from 123

Subtract

	H	T	O
	1	2	3
-		8	7
	0	3	6

Check

	H	T	O
	1	2	3
+		8	7
		3	6
	1	2	3

b) 68 from 912

Subtract

	H	T	O
	9	1	2
-		6	8
	8	4	4

Check

	H	T	O
	8	4	4
+		6	8
	9	1	2

c) 122 from 897

Subtract

	H	T	O
	8	9	7
-		1	2
	7	7	5

Check

	H	T	O
	7	7	5
+		1	2
	8	9	7

d) 340 from 529

Subtract

	H	T	O
	5	2	9
-		3	4
	1	8	9

Check

	H	T	O
	1	8	9
+		3	4
	5	2	9

6

Multiplication

Worksheet 1

1. Multiply the following numbers without regrouping.

a)

	T	O
	2	3
x		2
	4	6

b)

	T	O
	3	4
x		2
	6	8

c)

	T	O
	1	2
x		4
	4	8

d)

	H	T	O
	1	2	3
x			3
	3	6	9

e)

	H	T	O
	3	2	2
x			3
	9	6	6

f)

	H	T	O
	2	1	1
x			4
	8	4	4

Worksheet 3 (Differentiated)

Easy

Multiply the following numbers.

a)

T	O
2	1
×	4
84	

b)

T	O
3	2
×	3
96	

c)

T	O
2	4
×	2
48	

d)

T	O
4	1
×	4
164	

e)

T	O
5	0
×	4
200	

f)

T	O
1	3
×	3
39	

g)

T	O
6	1
×	8
488	

h)

T	O
3	2
×	4
128	

Multiply the following numbers by using regrouping.

a)

H	T	O
	1	
	2	5
×		3
875		

b)

H	T	O
	1	
	3	2
×		6
192		

c)

	H	T	O
		3	
		2	8
x			4
	1	1	2

e)

	H	T	O
		1	
		3	6
x			2
		7	2

g)

	H	T	O
		2	
		2	4
x			5
	1	2	0

d)

	H	T	O
		1	
		4	4
x			3
	1	3	2

f)

	H	T	O
		1	
		5	4
x			3
	1	6	2

h)

	H	T	O
		1	
		6	2
x			7
	4	3	4

Multiply the following numbers with regrouping.

a)

$$\begin{array}{r} \text{2 T O} \\ 15 \\ \times 4 \\ \hline 60 \end{array}$$

b)

$$\begin{array}{r} \text{T O} \\ 24 \\ \times 4 \\ \hline 76 \end{array}$$

c)

$$\begin{array}{r} \text{T O} \\ 36 \\ \times 2 \\ \hline 72 \end{array}$$

d)

$$\begin{array}{r} \text{H T O} \\ 345 \\ \times 8 \\ \hline 360 \end{array}$$

e)

$$\begin{array}{r} \text{H T O} \\ 375 \\ \times 2 \\ \hline 750 \end{array}$$

f)

$$\begin{array}{r} \text{H T O} \\ 289 \\ \times 3 \\ \hline 627 \end{array}$$

Fill in the blank boxes

a. $48 = \boxed{4}$ tens and $\boxed{8}$ ones

b. Put $<$ or $>$ $691 \text{ } \boxed{<} \text{ } 961$

c. How many 5s are there in 25? $\boxed{5}$

d. 1 more than 888 is $\boxed{889}$

e. The number just before 533 is $\boxed{532}$

f. Convert 1103 p into rupees ₹ $\boxed{11.03}$

g. $150 - \boxed{50} = 100$

h. How many 10s are there in 270? $\boxed{27}$

i. $18 - \boxed{9} = 9$

j. ₹ 40 has $\boxed{8}$ coins of 5-rupee each

Exercise 46

Fill in the blank boxes.

a. $\boxed{15} - 15 = 0$

b. $65 + 6 = \boxed{71}$

c. $17 + 13 = \boxed{3}$ tens

d. Put $<$ or $>$: $22 \text{ } \boxed{<} \text{ } 32$

e. 1 less than 166 is $\boxed{165}$.

f. $800 + 4 \text{ tens} = \boxed{840}$

g. $399 + \boxed{1} = 400$

h. $325 + 5 = \boxed{33}$ tens

i. $238 + \boxed{1}$ tens $= 248$

j. Which number comes just after 178? $\boxed{179}$

Exercise 47

Fill in the blank boxes.

a. ₹ 7.99 = p

b. $76 + \text{} = 80$

c. $15 - \text{} = 12$

d. 5 more than 21 is .

e. Which number comes just after 772?

f. is 1 more than 393.

g. $49 - 5 = \text{}$

h. 3 less than 17 is .

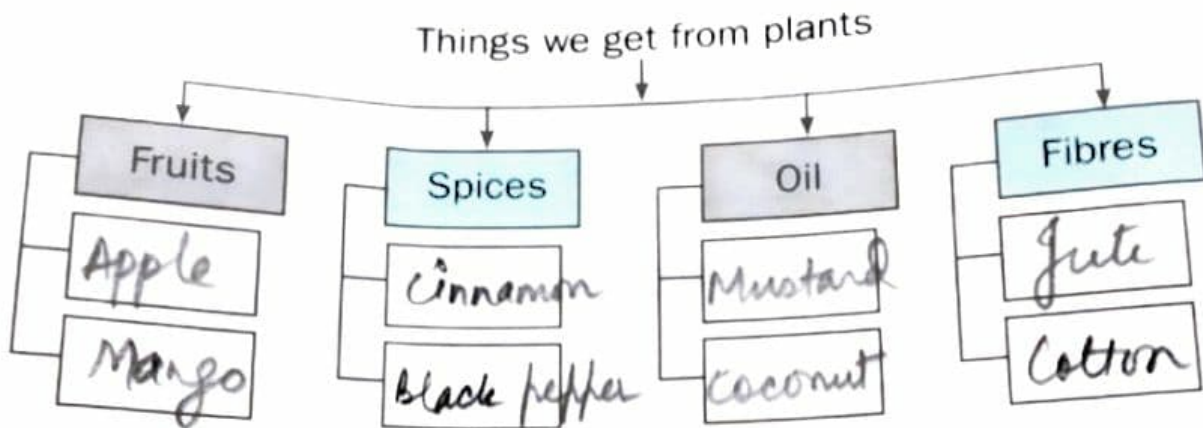
i. Put $<$ or $>$: $610 \text{ } 614$

j. What must be subtracted from 38 to make

it 28?

Worksheet 1

Given below are the things we get from plants. Write two examples of each in the flow chart.



Which of the following is not a plant product?



Worksheet 2

Write **YES** for the things that come from plants. Write **NO** for the things that do not come from plants.

1. paper
2. plastic bag
3. mango
4. wood
5. spices
6. cotton frock
7. rice
8. milk
9. flowers
10. bicycle
11. shade
12. apple
13. phone
14. glass
15. perfume
16. medicine
17. comb
18. cooler

Yes
No
Yes
Yes
Yes
No
Yes
No
Yes
No
Yes
Yes
No
No
Yes
Yes
No
No



Worksheet 3

In the given columns, write two examples for each of the following.

One seeded fruits

Mango, Litchi

Many seeded
fruits

Apple, Papaya

Seeds we eat

Pear, Pumpkin seeds

Write any four ways in which we can save plants.

Life of Animals

Worksheet 1

Identify and name these animals. Then, classify them into herbivores, carnivores, omnivores or scavengers.



Herbivores



Carnivores



Omnivores



scavengers

Carnivore	Scavenger	Herbivore	Omnivore
<u>Lion</u>	<u>Hyena</u>	<u>Horse</u>	<u>Bear</u>

Worksheet 2

Help the mouse to reach the cheese without being caught by the cat.



Worksheet 3

Name any two animals that live in:

1. human-made shelters

dog

cow

2. oceans

whale

octopus


3. natural shelters

lion

tiger

Paste a picture of your favourite animal in your notebook. Draw its home and the food it eats. Also, write an interesting fact about it.

Colour the picture.

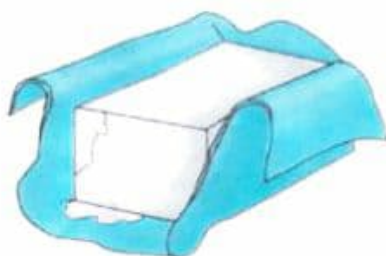


7

Food We Eat

Worksheet 1

Tick (✓) the food items that are made from milk.



Worksheet 2

Write V for vegetarian and NV for non-vegetarian food items.

Food Items	V or NV
Chicken	NV
Chapatti	V
Omelette	NV
Rice	V
Fruit salad	V
Fish curry	NV
Tofu	V


Look at the picture and answer these questions.

1. Identify and name the picture.

Refrigerator

2. How is it useful to us?

It helps to keep our food fresh.



8

Cleanliness

Worksheet 1

Choose the correct pictures.

1. We wash our hands with soap.



2. We clip our nails with Nail clipper.



3. We dry ourselves with towel.



Worksheet

State whether these statements are true (T) or false (F).

1. Daisies can be white, purple or yellow in colour.
2. The lotus is the national flower of Malaysia.
3. Emu is the largest flightless bird in the world.
4. The African elephants are the largest land animals on the Earth.



T

F

F

T

5. Tigers are the only cats that live in groups.

F

6. Coriander is a type of herb.

T

7. Cotton is a cash crop.

T

8. An onion plant gives us fibre.

T

9. Twigs of neem tree are used for brushing teeth in some countries.

T

10. Giant panda likes to eat wheat.

F

11. A tortoise has a shell and moves very slowly.

T

12. Cheetahs use their tails to maintain the balance while running.

F



Worksheet

A Fill in the blanks.

1. Master Blaster is the nickname of Sachin Tendulkar.
2. National Sports Day in India is celebrated in honour of the famous hockey player Dyan Chand.
3. The Taj Mahal is situated in Agra.
4. Jaipur is the capital of Rajasthan.
5. The famous freedom fighter Subash Chandra Bose was also known as Netaji.
6. Gandhi Jayanti is celebrated on 2nd October every year.
7. The Dal Lake is located in Srinagar.
8. The Ganga is the longest river in India.

B. Match the new names of these cities in Column A with their old names in Column B

Column A

1. Chennai
2. Mumbai
3. Kolkata
4. Bengaluru
5. Vadodara

Column B

- a) Baroda
- b) Bangalore
- c) Madras
- d) Calcutta
- e) Bombay

Worksheet

A. Tick (✓) the correct answers.

1. The Sun is shining brightly.
- a) tube ☐ b) some ☐ c) Sun ☒
2. She sings too well.
- a) two ☐ b) too ☒ c) toe ☐
3. She hurted her left eye.
- a) hurt ☐ b) ☒ hurted ☒ c) hurting ☐
4. Which of these is a describing word?
- a) tower ☐ b) for ☐ c) beautiful ☒
5. Which of these is an action word?
- a) jumping ☒ b) brave ☐ c) they ☐
6. Which of these is a noun?
- a) running ☐ b) tasty ☐ c) restaurant ☒

Which of these letters should follow the word 'bat' to form a new word?

a) h

☒

b) k

☐

c) l

☐

Which of these letters should come before the word 'ill' to form a new word?

a) o

☐

b) p

☒

c) z

☐

Write an essay in 5-6 lines on your family.

4

Sports Round-Up

Worksheet

Fill in the blanks.

1. When a batsman hits the ball over the boundary, he scores runs.
2. The number of bails on the stumps in cricket is .
3. Novak Djokovic is a popular player.
4. Michael Clarke was the captain of the Australian team.
5. Wayne Rooney is a popular player.
6. *Fastest Man Alive* is a film about the life of the famous athlete .
7. Keshorn Walcott won a gold medal for at the Olympics.
8. Taekwondo is a martial art.
9. Table tennis is the national game of .
10. In field hockey, a team has to score more than the other team to win a match.

Worksheet

A. State whether these are true (T) or false (F).

1. 9 multiplied by 4 is 40.
2. 11 less than 111 is 100.
3. The smallest number that can be formed using 5, 7 and 3 is 357.
4. When 305 is added to 405 we get 810.
5. 12 noon can be written as 12 a.m.

True/False ✓

True/False ✓

True/False ✓

True/False ✓

True/False ✓

B. The answers to the following clues can be formed by using some of the letters of the word given below.

STUDENT

1. This gives us heat and light.

S U N

2. The total number of fingers we have on both our hands.

T E N

3. This is used for catching fish.

N E T

4. This is the opposite of BEGIN.

E N D

6

Food Groups

Worksheet

Tick (✓) the groups to which these food items belong

1. Rice, wheat and pulses

- ☒ a) Cereals
- b) Dairy products
- c) Desserts



2. Milk, curd and cheese

- a) Spices
- b) Nuts
- ☒ c) Dairy products



3. Capsicum, brinjal and cabbage

- a) Fruits
- ☒ b) Vegetables
- c) Cereals



4. Almonds, pistachio and walnuts

- ☒ a) Nuts
- b) Desserts
- c) Dairy products



Our World


Worksheet

Fill in the boxes.

1. The 'Christ the Redeemer' is located in Brazil, a country in the South America.
2. The Statue of Liberty is located in New York.
3. The Great Sphinx is located in Egypt.
4. Salut is the greeting used in France.
5. Konichiwa is the greeting used in Japan.
6. Shalom is the greeting used in Israel.
7. The name of the dish which means 'pie' in Italian is Pizza.
8. Bonsoir is the greeting used in France.
9. There are Seven wonders of the world.
10. The largest ocean in the world is the Pacific Ocean.



Complete the picture by pasting stickers and filling colours wherever needed.



Page no =28

Dancing girl

Use white crayons or chalk in sand paper given in your book.




Dancing Girls

Follow the reference picture to draw the dancing girls on the given sandpaper using white crayon or chalk. Paste your design in the given space as a piece of Warli art.





The objects on the left are drawn using a pencil. Observe how the pencil strokes vary as we move to the shadowy parts of these objects. Now, complete the drawings on the right in the same manner using a pencil.



See how the various details have been given through pencil shading. Complete the unfinished drawings given below and create the same effect.



Draw this capsicum in your drawing copy and colour it.

