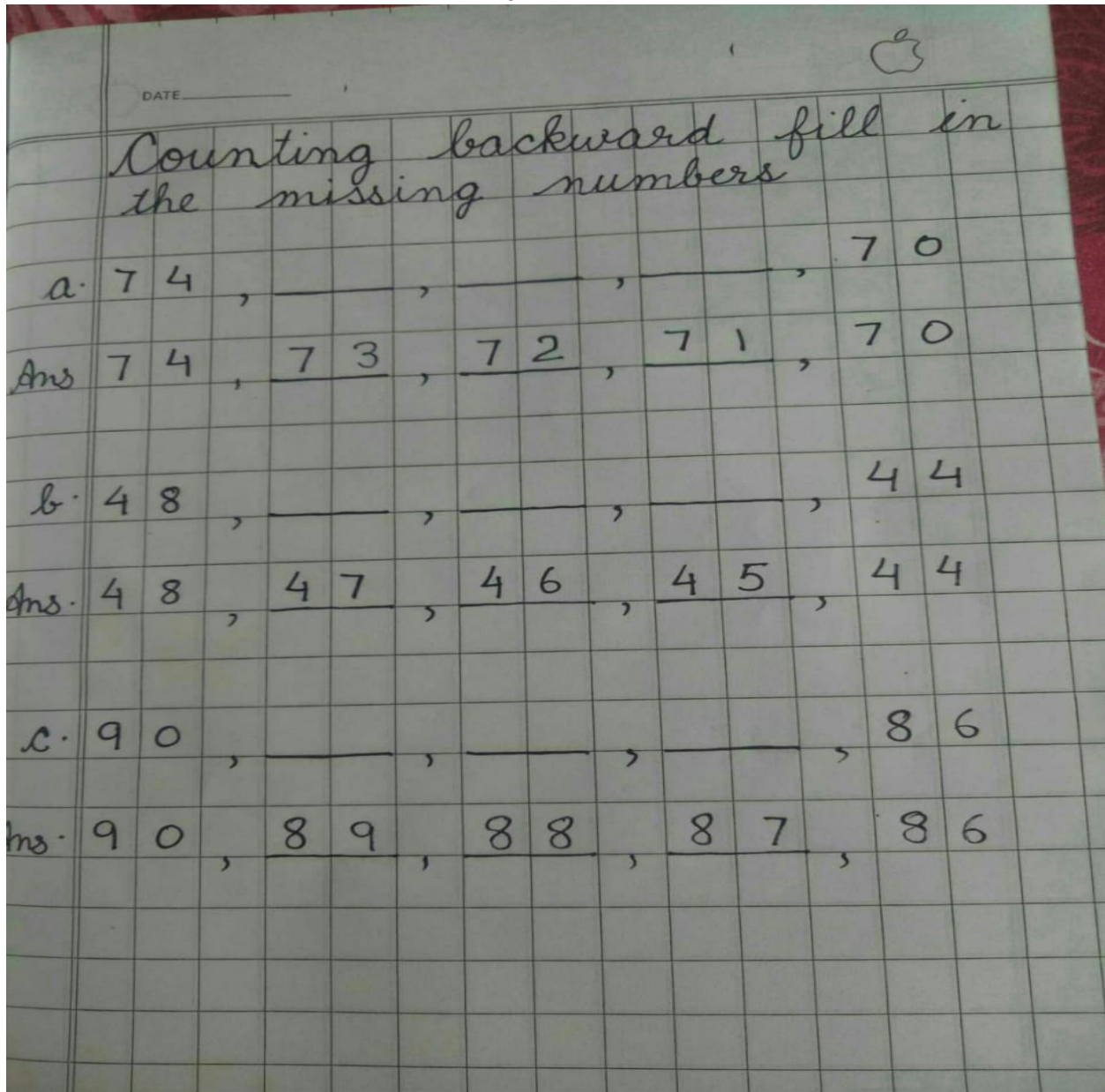


All the copy work should be done in class work copy whereas the book page should be done in the book itself.

## Subject - Maths



DATE \_\_\_\_\_

Counting backward fill in the missing numbers

a. 74, \_\_\_\_\_, \_\_\_\_\_, \_\_\_\_\_, \_\_\_\_\_, 70

Ans. 74, 73, 72, 71, 70

b. 48, \_\_\_\_\_, \_\_\_\_\_, \_\_\_\_\_, \_\_\_\_\_, 44

Ans. 48, 47, 46, 45, 44

c. 90, \_\_\_\_\_, \_\_\_\_\_, \_\_\_\_\_, \_\_\_\_\_, 86

Ans. 90, 89, 88, 87, 86

Apple



Match the following

Thirty six

Forty four

Ten

Seventeen

Twenty eight

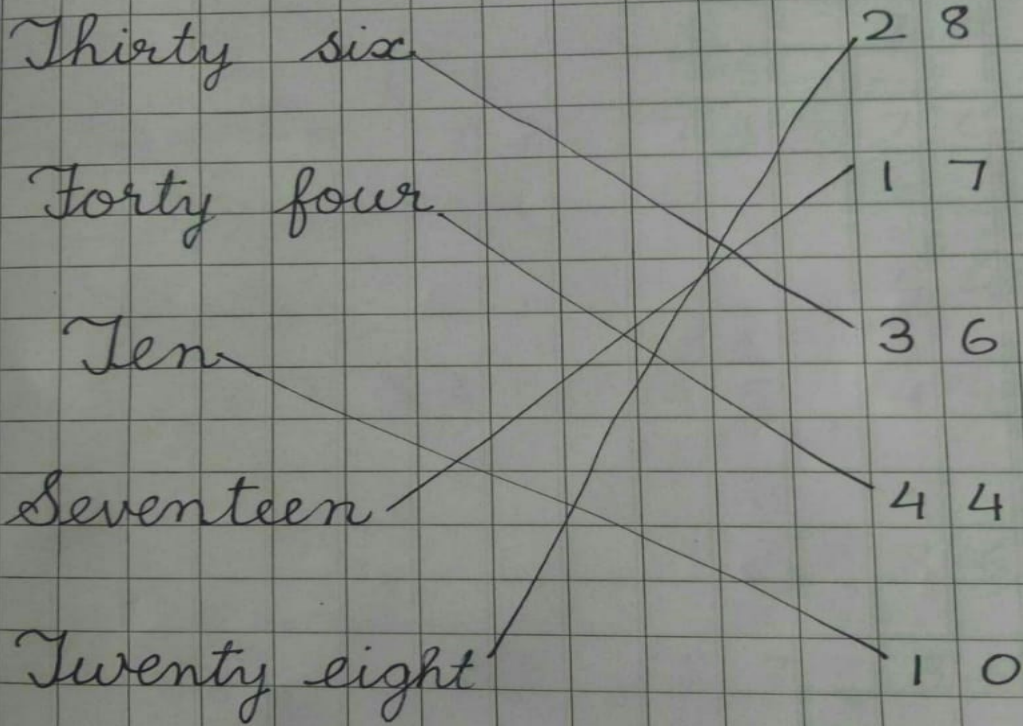
2 8

1 7

3 6

4 4

1 0



Write the numerals

Twenty seven - 27

Forty three - 43

Fifty - 50

Twelve - 12

Thirty one - 31

Fifteen - 15

Forty eight - 48

Twenty one - 21



# Once More



Fill in the boxes.

16

Sixteen

seventeen

17

41

Forty one

thirty-nine

39

38

Thirty eight

forty-nine

49

19

Nineteen

thirty

30

20

Twenty

eighteen

18

29

Twenty nine

Fourteen

14


SKILL FOCUS: • Observation • Identification • Association • Matching

## Subject - English


Copy work should be done in the class work copy and book pages to be done in the book only.

Revision


Write sentences using 'This / That'

1. 

This is a dog.


2. 

That is an ant.


3. 

This is an ice cream.


REDMI NOTE 6 PRO  
MI DUAL CAMERA

4. 

That is a pencil.

5. 

This is a mango.

6. 

That is a rainbow.

REDMI NOTE 6 PRO  
MI DUAL CAMERA





Trace and Write

L



L L L L L

L L L L L

L L L L L

Blank handwriting lines

Blank handwriting lines

Blank handwriting lines

Blank handwriting lines



Trace and Write

h



h h h h h

h h h h h

h h h h h

Blank handwriting lines

Blank handwriting lines

Blank handwriting lines

Blank handwriting lines



Trace and Write

M



M M M M M

M M M M M

M M M M M



Trace and Write

m



m m m m m

m m m m m

m m m m m





Trace and Write



N

N N N N N

N N N N N

N N N N N

Blank handwriting lines

Blank handwriting lines

Blank handwriting lines

Blank handwriting lines



Trace and Write



n

n n n n n

n n n n n

n n n n n

Blank handwriting lines

Blank handwriting lines


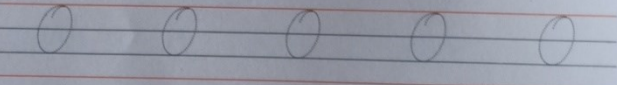
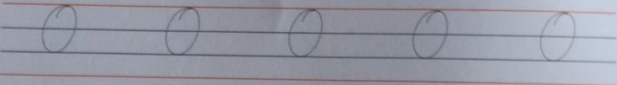
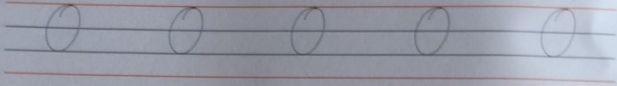
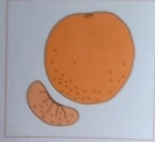

Blank handwriting lines

Blank handwriting lines

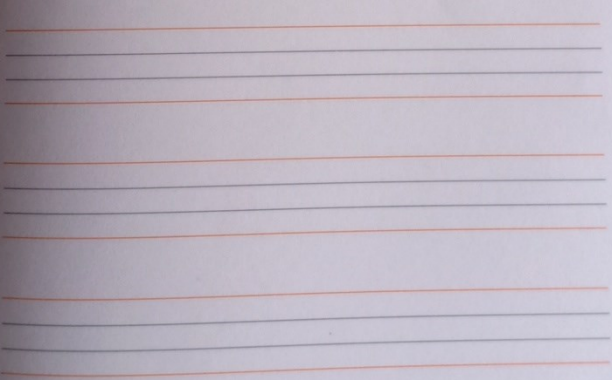








Trace and Write



Trace and Write





Trace and Write

P



P P P P P

P P P P P

P P P P P



Trace and Write

p







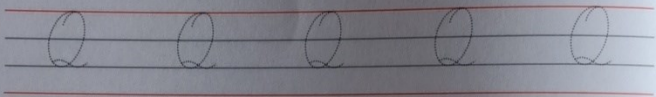
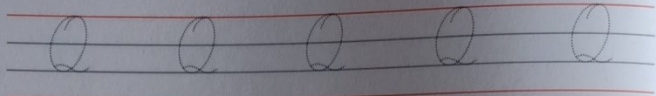


p p p p p

p p p p p




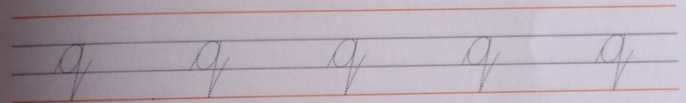
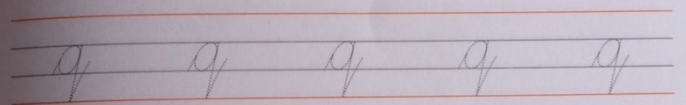
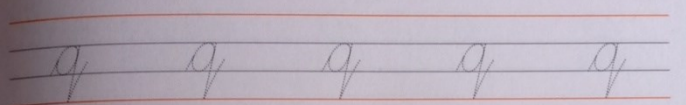
p p p p p



Trace and Write



Trace and Write








Trace and Write

R



R R R R R

R R R R R

R R R R R



Trace and Write

r






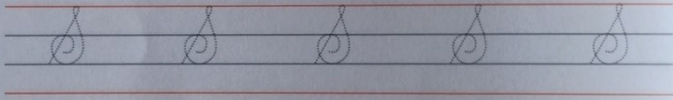
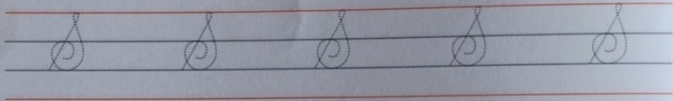
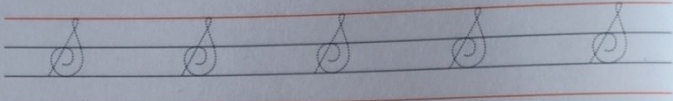

r r r r r

r r r r r





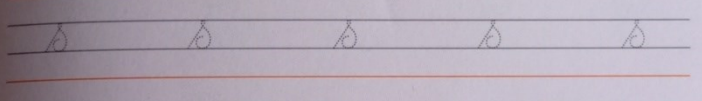


r r r r r



Trace and Write



Trace and Write







Trace and Write



T

T T T T T

T T T T T

T T T T T



Trace and Write



t

t t t t t

t t t t t

t t t t t





Trace and Write

U



U U U U U

U U U U U

U U U U U

Blank handwriting lines

Blank handwriting lines

Blank handwriting lines

Blank handwriting lines



Trace and Write

u



u u u u u

u u u u u

u u u u u

Blank handwriting lines

Blank handwriting lines

Blank handwriting lines

Blank handwriting lines



Trace and Write

v



v v v v v

v v v v v


v v v v v

Blank handwriting lines for independent practice.



Trace and Write

v



v v v v v

v v v v v

v v v v v


Blank handwriting lines for independent practice.





Trace and Write

W



W W W W W

W W W W W

W W W W W



Trace and Write

W



W W W W W

W W W W W

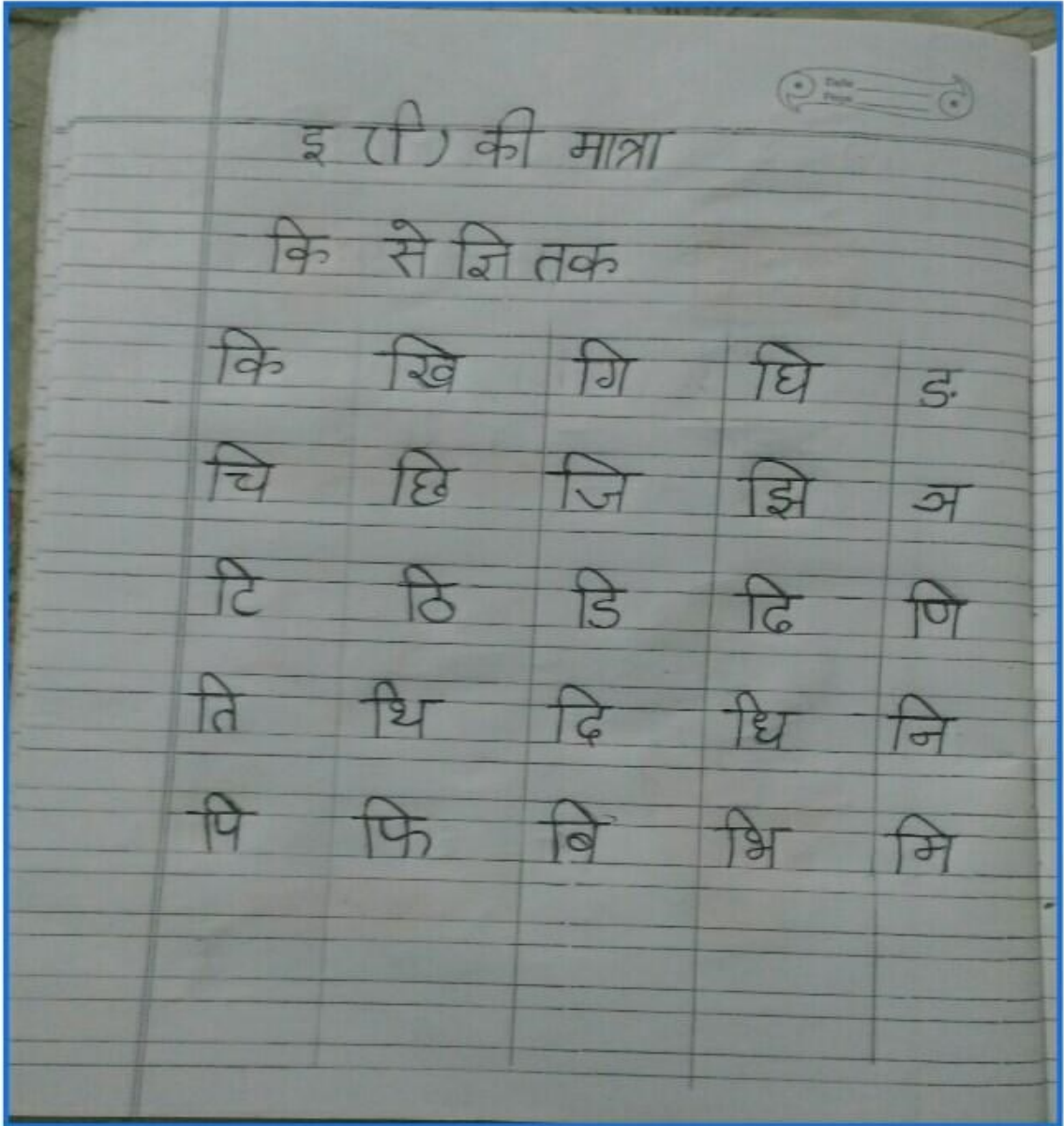
W W W W W



**Sub: Hindi**

**HINDI COPYWORK**

( कॉपी में कराए गए अभ्यास कार्यों को अपने हिंदी कक्षा कार्य कॉपी (c.w copy) में करें।



यि रि लि वि

शि षि सि हि

क्षि त्रि क्षि



## अक्षर जोड़कर शब्द लिखें :-

1. दि + न = दिन

2. कि + सा + न = किसान


3. मि + न + ट = मिनट

4. र + वि + वा + र = रविवार

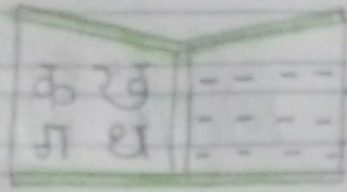
5. मि + ल = मिल



मिलान करें :-



किताब



पिन



चिड़िया



गिलास

## वाक्य बनाएँ

1. सितार - सितार बजा ।
2. किताब - अमित किताब पढ़ ।
3. गिटार - अमन गिटार लाया ।
4. हिरण - हिरण मत पकड़ ।

पुस्तक में दिए गए अभ्यास कार्यों को पुस्तक में ही करें।  
पुस्तक- स्वर बोध

### क्या सीखा ?

‘इ’ की मात्रा (ि) जोड़कर वर्ण लिखिए-

ि + ब = बि  
ि + च = चि  
ि + ट = टि  
ि + त = ति

ि + म = मि  
ि + क = कि  
ि + ज = जि  
ि + ल = लि

चित्रों को उनके नामों से मिलाइए-



‘इ’ की मात्रा (ि) लगाकर शब्दों को पूरा कीजिए-

तिल  
शिला

टिकट  
मिनट

प रिवार  
श निवार






पुस्तक- स्वर सृजन

इ की मात्रा (ि) वाले शब्दों का लेखन-अभ्यास

			
पिन	निब	बिल	सिर
पिन	निब	बिल	सिर
पिन	निब	बिल	सिर
पिन	निब	बिल	सिर

10

इ०अध्यापक/अध्यापिका



तकिया किताब चिडिया नारियल

तकिया किताब चिडिया नारियल

तकिया किताब चिडिया नारियल

तकिया किताब चिडिया नारियल

--	--	--	--

--	--	--	--

--	--	--	--

--	--	--	--

सामान्य  उत्तम  अति उत्तम







सरिता किताब पर मत लिखा

सरिता किताब पर मत लिखा


सरिता किताब पर मत लिखा





## अभ्यास

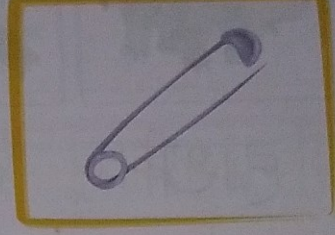
चित्र पहचानकर उनके नाम लिखिए-



निब



चिड़िया



पिन



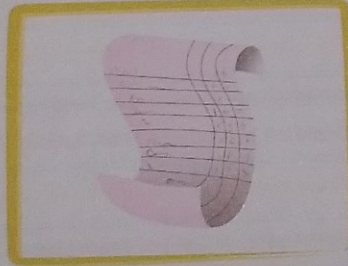
सिर



किताब



नारियल



बिल



तकिया

सामान्य  उत्तम  अति उत्तम



## Subject – EVS

Copy work should be done in the class work copy and book pages to be done in the book only.

**SAFETY ON THE ROADS**

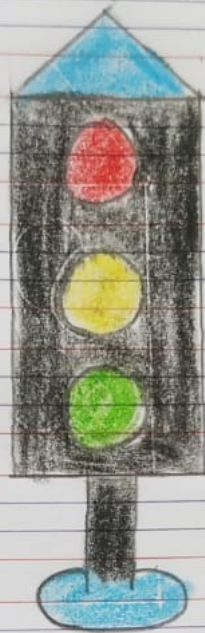
classmate  
Date: \_\_\_\_\_  
Page: \_\_\_\_\_

Q.3. Circle the correct answer:-

1. Red / green light says to stop.
2. Yellow / Blue light says to wait.
3. White / green light says to go.
4. We should use footpath / zebra crossing to cross the road.



Draw and colour a traffic light.



traffic light

Q5. Fill in the blanks:-

1. There are three lights in a traffic signal. (five / <sup>✓</sup>three)
2. Zebra crossing is white and black in colour. (<sup>✓</sup>black / yellow)





Date: youva  
Revision

Parts of a plant

Q1. Name any two parts of a plant.

(a) root

(b) stem

Q2. Name any two things we get from plants.


(a) fruits

(b) cotton

Q3. Fill in the blanks ÷

1. Trees clean the air. (air/water)
2. Leaves prepare food for the plant. (food/energy)

Q4. Crossword





classmate

Date \_\_\_\_\_

Page \_\_\_\_\_

Q5. Label and colour the parts of a plant.

