



SARALA BIRLA PUBLIC SCHOOL

Mahilong, Ranchi.

Assignment-1 (2019-20)

Class *K.Ly.II* Sec: Roll No: Date: Subject : *English*.....
Name : Teacher's Sign.

1. Join the words and paste the picture of the new word formed on a colourful A4 size paper.

1. sun + flower -


3. cup + cake -

2. star + fish -

4. honey + bee -

2. Make ten short words from the word

DICTIONARY



3. Write the vowels in capital cursive.

4. Write the consonants in capital cursive.

5. Fill in the blanks using a or an.

a. _____ engine

b. _____ crown

c. _____ urn

d. _____ board

e. _____ owl

f. _____ ant



SARALA BIRLA
PUBLIC SCHOOL

(SARALA BIRLA GROUP OF SCHOOLS)

SARALA BIRLA PUBLIC SCHOOL

Mahilong, Ranchi.

Assignment-I (2019 -20)

Class *K.g. II* Sec: Roll No: Date: Subject : *E.V.S*

Name : Teacher's Sign.

1. On an A4 size paper make a family tree and decorate it.

2. Write the name of any two living things

i)

(ii)

3. Draw, colour and label any one living thing.

4. Name any four body parts

i)

(ii)

iii)

(iv)

5. Name any two birds that can fly.

i)

(ii)

6. Name any two birds that cannot fly.

i)

(ii)

7. Write the name of any two non-living things

i)

(ii)

8. Draw, colour and label any one non-living thing.



SARALA BIRLA
PUBLIC SCHOOL

(SARALA BIRLA GROUP OF SCHOOLS)

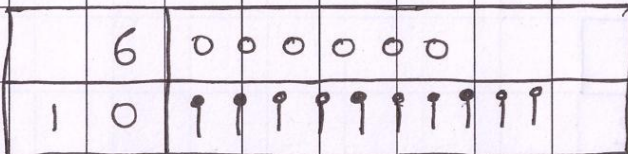
SARALA BIRLA PUBLIC SCHOOL
Mahilong, Ranchi

Assignment - 1 ... (2019 - 20)

Class : K:G:II Sec: Roll No: Date: Subject : Maths

Name : Teacher's Sign.

Q1. On an A4 size paper count and paste
6 buttons, 10 matchsticks, 4 leaves,
12 stars. e.g.



Q2. Write number names -

13 -

09 -

18 -

15 -

11 -

14 -

Q3. Write the numerals

Seven -

Eighteen -

Five -

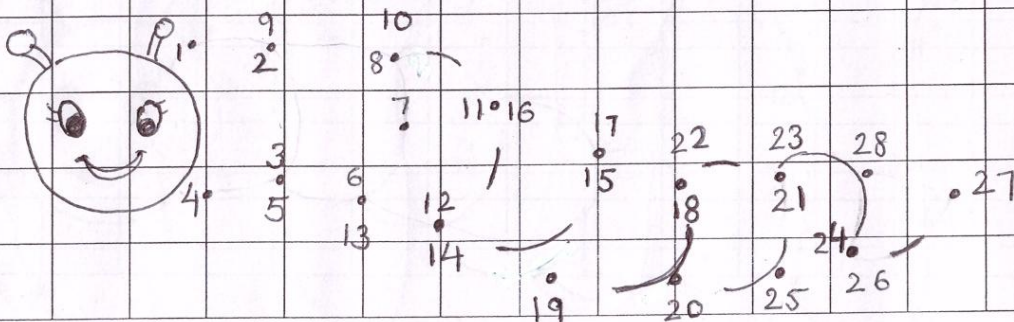
Fourteen -

Eleven -

Q4. Fill in the missing numbers

2 1	
	3 2
2 3	
	3 5
2 6	3 6
2 7	3 7
2 9	
	4 0

Q5. Join the dots and colour the picture.





SARALA BIRLA
PUBLIC SCHOOL

(SARALA BIRLA GROUP OF SCHOOLS)

SARALA BIRLA PUBLIC SCHOOL
Mahilong, Ranchi

Assignment - 1 (2019-2020)

Class Kg II Sec: Roll No: Date: Subject Hindi

Name : Teacher's Sign.


प्र.1 बिना छिलके के और छिलके सहित खार
जाने वाले तीन-तीन फलों के चित्र A-4
साइज पेपर में बनाएँ एवं उनमें रंग भरें।

प्र.2 क से ज तक लिखें :-

.....
.....
.....
.....
.....
.....
.....
.....
.....
.....


प्र.3 चित्र देखकर नाम लिखें :-

क.



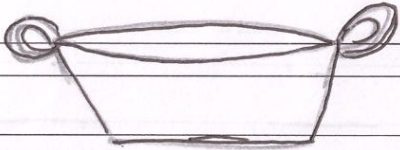
-

ख.



-

ग.



-

घ.



-

प्र.4 अक्षर जोड़कर शब्द लिखें :-

क. स + च =

ख. भ + व + न =

ग. ज + ल =

घ. क + ल + श =

प्र.5 वाक्य बनाएँ :-

क. फल -

ख. नहर -

ग. बस -

घ. बहस -

प्र.6 अगला अक्षर लिखें :-

ब

ग

क्ष

य

छ

ठ

ग

त